

Public Health Sudbury & Districts' detailed COVID-19 vaccination report

The information presented in this update are based on data available from Public Health Sudbury & Districts as of 4 p.m. on July 19, 2021. It includes all vaccinations delivered by Public Health Sudbury & Districts and its primary care partners. Pharmacy vaccinations are not included in our administration efforts but are represented in the population coverage graphs, below.

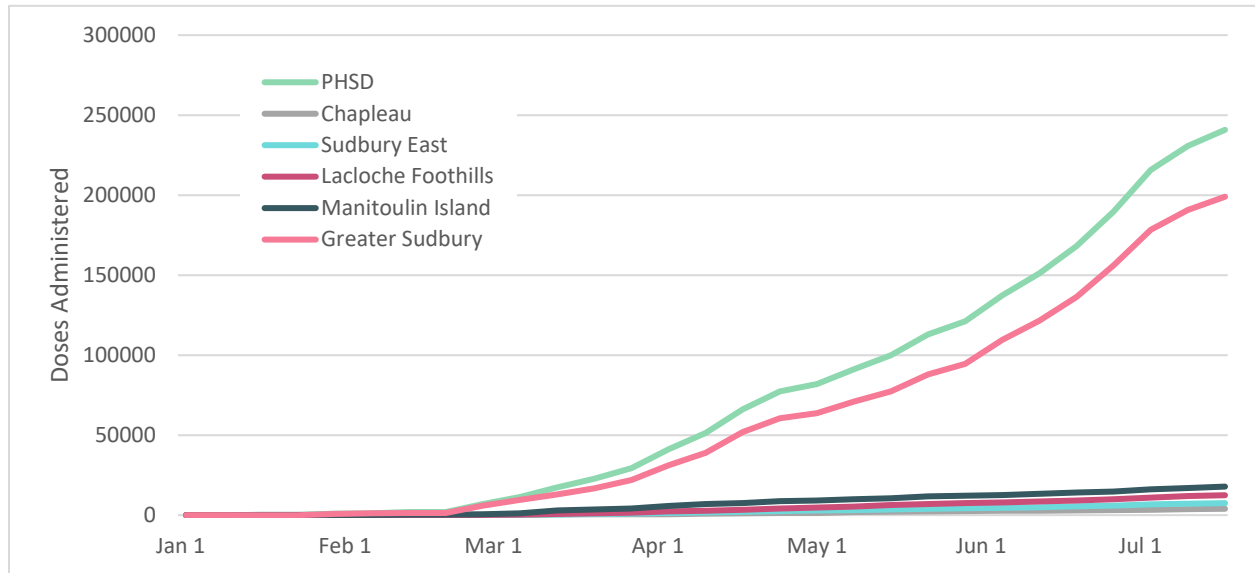
Vaccine administration

- > Total doses received **236 902**.
- > Total doses administered **220 719**.
 - > 141 479 of Pfizer
 - > 78 677 of Moderna
 - > 563 of AstraZeneca
- > 128 116 people have received their first dose of the COVID-19 vaccine and 92 603 people have been fully immunized.
 - > 79.3% of residents (12+) have received their first dose and 62.5% are fully immunized.
 - > Provincially, these figures are 78.9% and 60.8%, respectively.
- > 798 vaccination events¹ have taken place in Sudbury and districts since January 1, 2021.
 - > 31 in the Chapleau area
 - > 41 in Sudbury East
 - > 70 in the Lacloche Foothills (Espanola) area
 - > 92 on Manitoulin Island
 - > 564 in the Greater Sudbury area
- > 242 adverse events following immunization (AEFI) have been reported.
 - > 116 for Moderna
 - > 114 for Pfizer
 - > 12 for AstraZeneca
- > 246 doses of COVID-19 vaccine have been reported as waste.
 - > This waste represents 0.11% of the overall doses administered.

¹ Three different approaches are used for vaccination events: mass clinics (led by either Public Health Sudbury & Districts or practice-based partner agency such as a Hospital or Health Centre), mobile clinics (held in specific settings where people live or congregate, such as long-term care homes or shelters as well as reaching those individuals who are homebound), and practice clinics (for example, primary care, pharmacies).

Vaccinations over time

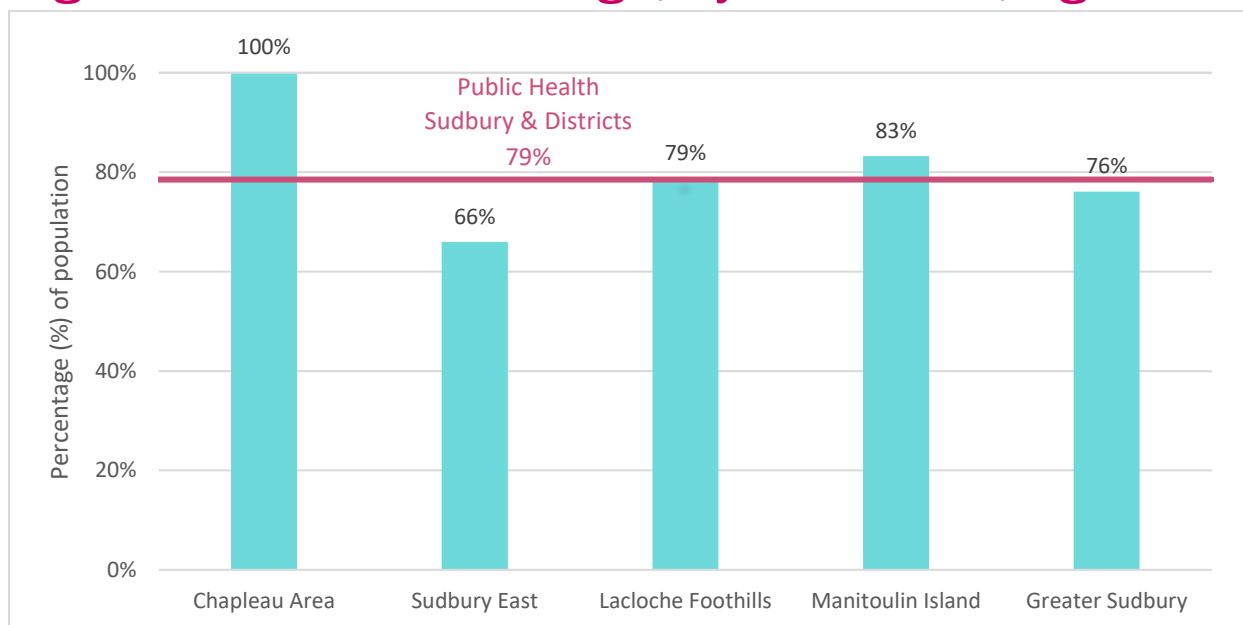
Figure 1. Cumulative doses received, by residence



Data sources: 1) COVAX data: IntelliHEALTH Ontario, Toronto, ON: Queen's Printer for Ontario; 2021, 2) COVID-19 Tracking Database, Public Health Sudbury & Districts

Vaccine coverage

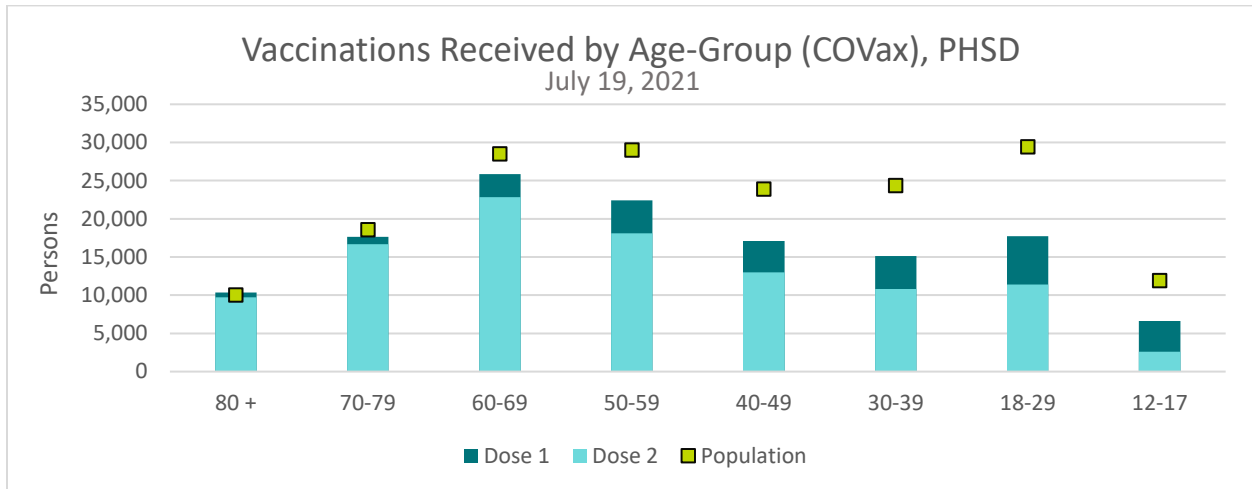
Figure 2. Dose 1 coverage, by residence, age 12+



Data sources: 1) COVAX data: IntelliHEALTH Ontario, Toronto, ON: Queen's Printer for Ontario; 2021, 2) COVID-19 Tracking Database, Public Health Sudbury & Districts

Vaccinations by age groups

Figure 3. Vaccinations received, by age groups, Sudbury and districts



COVAX data: IntelliHEALTH Ontario, Toronto, ON: Queen's Printer for Ontario; 2021

Age group	Dose 1 % coverage	Dose 2 % coverage
80 +	100.0%	96.8%
70-79	95.2%	89.9%
60-69	90.7%	80.1%
50-59	77.4%	62.5%
40-49	71.6%	54.4%
30-39	62.1%	44.5%
18-29	60.2%	38.8%
12-17	55.8%	22.0%