

Public Health Sudbury & Districts' detailed COVID-19 vaccination report

The information presented in this update shows all vaccines in Sudbury and Districts as of July 26, 2021 at 4 p.m., including those administered by primary care, pharmacies, hospitals, First Nations and other partners.

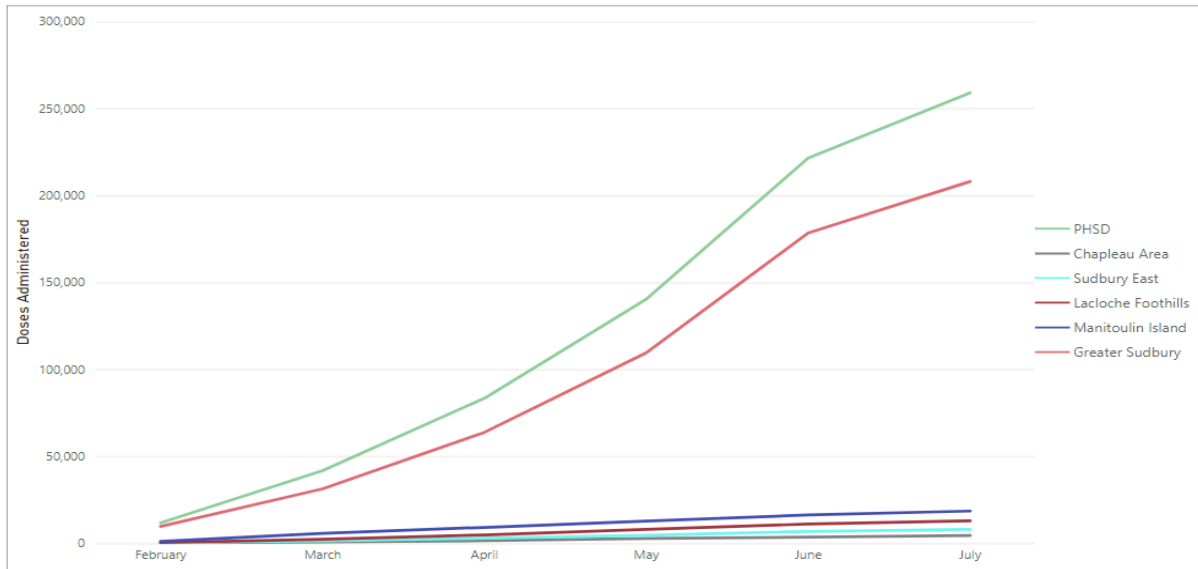
Vaccine administration

- > Total doses received **289 846**.
- > Total doses administered **259 738**.
 - > 164 570 of Pfizer
 - > 91 423 of Moderna
 - > 3 745 of AstraZeneca
- > 140 702 people have received their first dose of the COVID-19 vaccine and 119 036 people have been fully immunized.
 - > 80.1 % of residents (12+) have received their first dose and 67.8% are fully immunized.
 - > Provincially, these figures are 79.8% and 66.8%, respectively.
- > 842 vaccination events¹ have taken place in Sudbury and districts since January 1, 2021.
 - > 34 in the Chapleau area
 - > 42 in Sudbury East
 - > 76 in the Lacloche Foothills (Espanola) area
 - > 95 on Manitoulin Island
 - > 595 in the Greater Sudbury area
- > 246 adverse events following immunization (AEFI) have been reported.
 - > 118 for Moderna
 - > 116 for Pfizer
 - > 12 for AstraZeneca
- > 252 doses of COVID-19 vaccine have been reported as waste.
 - > This waste represents 0.10 % of the overall doses administered.

¹ Three different approaches are used for vaccination events: mass clinics (led by either Public Health Sudbury & Districts or practice-based partner agency such as a Hospital or Health Centre), mobile clinics (held in specific settings where people live or congregate, such as long-term care homes or shelters as well as reaching those individuals who are homebound), and practice clinics (for example, primary care, pharmacies).

Vaccinations over time

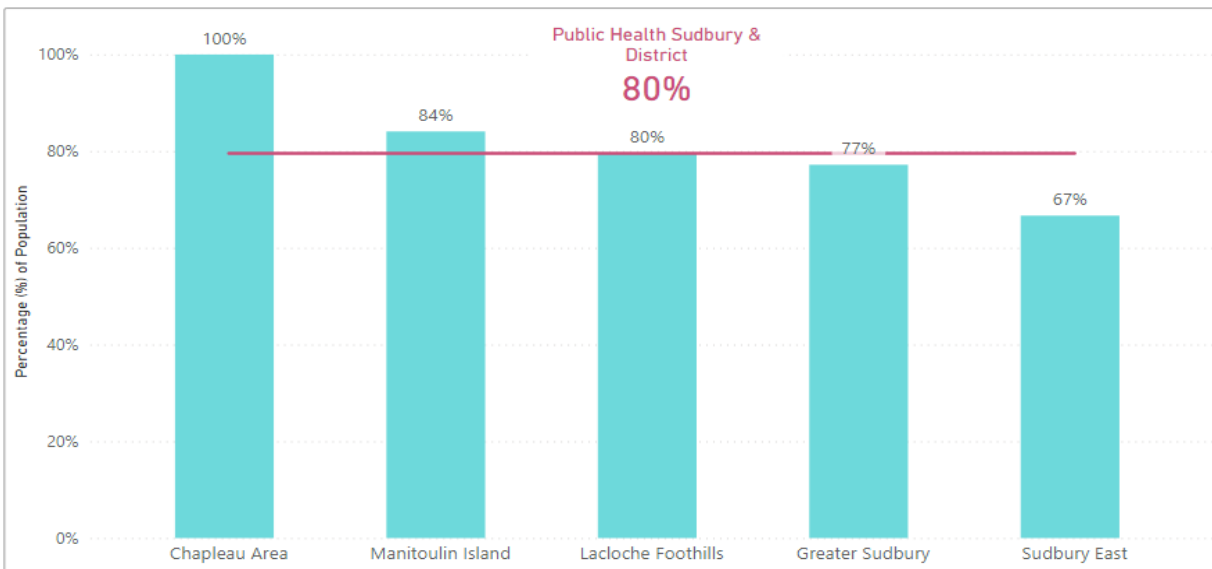
Figure 1. Cumulative doses received, by residence



Data sources: 1) COVAX data: IntelliHEALTH Ontario, Toronto, ON: Queen's Printer for Ontario; 2021, 2) COVID-19 Tracking Database, Public Health Sudbury & Districts

Vaccine coverage

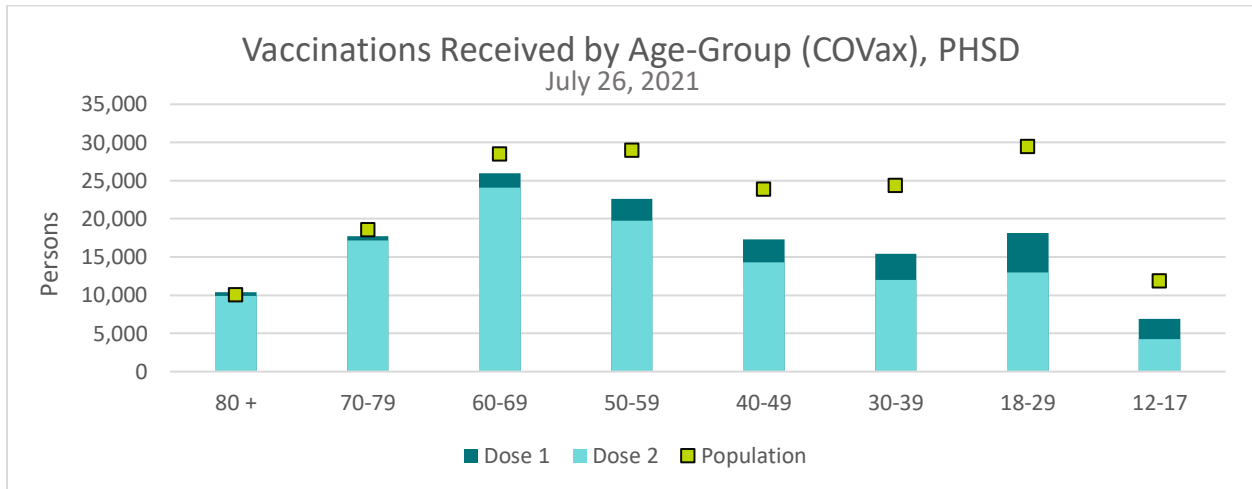
Figure 2. Dose 1 coverage, by residence, age 12+



Data sources: 1) COVAX data: IntelliHEALTH Ontario, Toronto, ON: Queen's Printer for Ontario; 2021, 2) COVID-19 Tracking Database, Public Health Sudbury & Districts

Vaccinations by age groups

Figure 3. Vaccinations received, by age groups, Sudbury and districts



COVAX data: IntelliHEALTH Ontario, Toronto, ON: Queen's Printer for Ontario; 2021

Age group	Dose 1 % coverage	Dose 2 % coverage
80 +	100.0%	98.6%
70-79	95.4%	92.4%
60-69	91.0%	84.6%
50-59	78.1%	68.1%
40-49	72.5%	60.0%
30-39	63.2%	49.2%
18-29	61.6%	44.1%
12-17	58.0%	35.9%