

Public Health Sudbury & Districts' detailed COVID-19 vaccination report

The information presented in this update shows all vaccines in Sudbury and Districts as of November 22, 2021 at 4 p.m., including those administered by primary care, pharmacies, hospitals, First Nations and other partners.

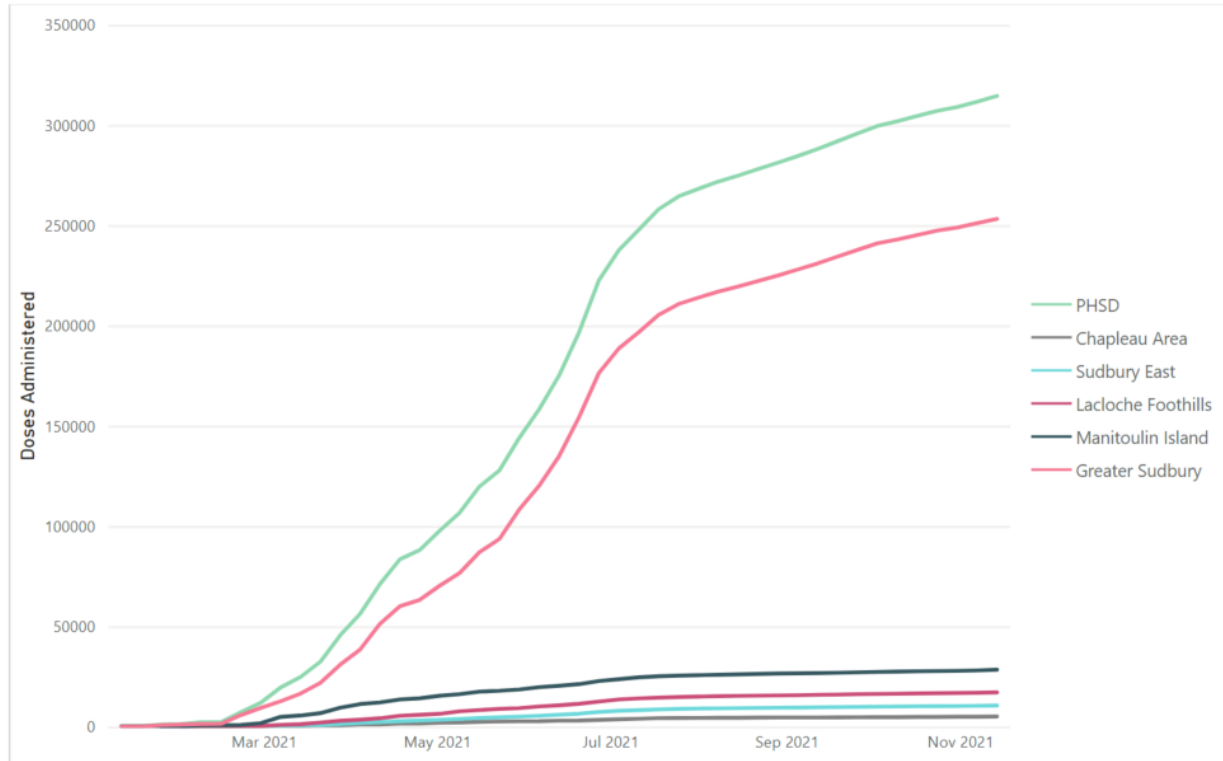
Vaccine administration

- > Total doses administered **319,721**.
 - > 214,655 of Pfizer
 - > 101,266 of Moderna
 - > 3,800 of AstraZeneca
- > 159,363 people have received their first dose of the COVID-19 vaccine and 154,140 people have been fully immunized. 6,218 people received a third dose of vaccine.
 - > 86.3 % of eligible residents (12+) have received their first dose and 83.1 % are fully immunized.
 - > Provincially, these figures are 89.0 % and 86.0 %, respectively.
- > 76.3% of the total population of Sudbury and districts have received their first dose and 73.5% have been fully immunized.
 - > This means that there are over 54,300 residents who are not fully immunized.
- > 1,477 vaccination events have taken place in Sudbury and districts since January 1, 2021.
 - > 61 in the Chapleau area
 - > 82 in Sudbury East
 - > 142 in the Lacloche Foothills (Espanola) area
 - > 173 on Manitoulin Island
 - > 1,019 in the Greater Sudbury area
- > 315 adverse events following immunization (AEFI) have been reported.
 - > 143 for Moderna
 - > 154 for Pfizer
 - > 13 for AstraZeneca
 - > 5 vaccine brand not determined / marque de vaccin non déterminée

- > 665 doses of COVID-19 vaccine have been reported as waste.
 - > This waste represents 0.21 % of the overall doses administered.

Vaccinations over time

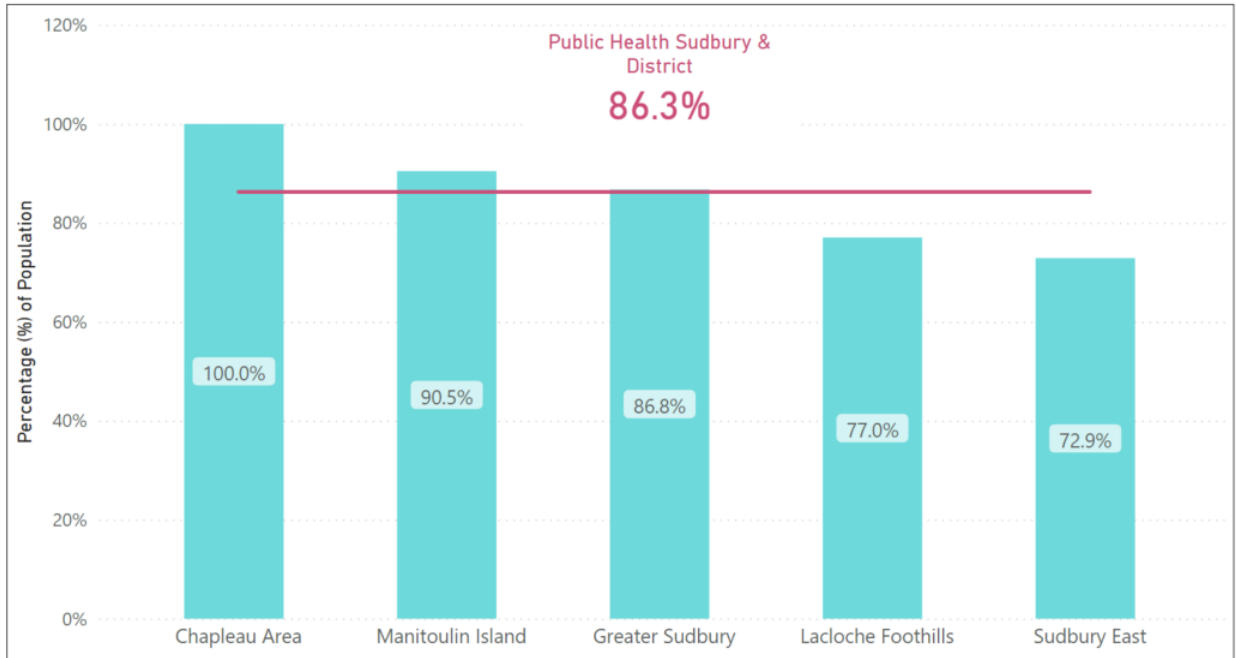
Figure 1. Cumulative doses received, by residence



Data sources: 1) COVAX data: IntelliHEALTH Ontario, Toronto, ON: Queen's Printer for Ontario; 2021, 2) COVID-19 Tracking Database, Public Health Sudbury & Districts

Vaccine coverage

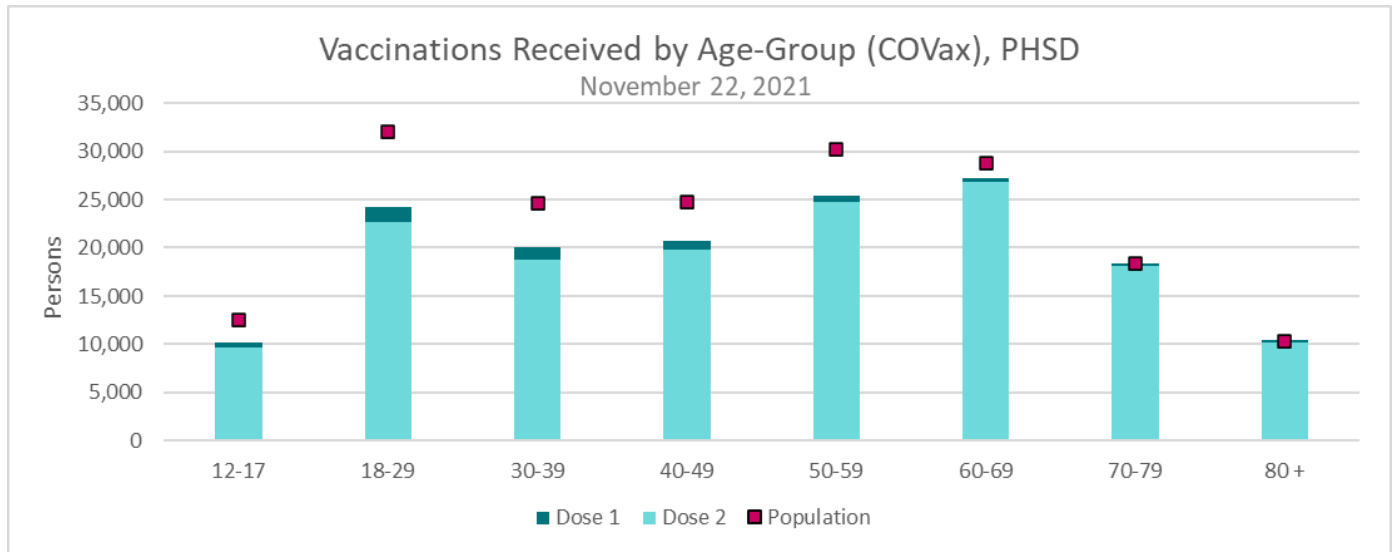
Figure 2. Dose 1 coverage, by residence, age 12+



Data sources: 1) COVAX data: IntelliHEALTH Ontario, Toronto, ON: Queen's Printer for Ontario; 2021, 2) COVID-19 Tracking Database, Public Health Sudbury & Districts

Vaccinations by age groups

Figure 3. Vaccinations received, by age groups, Sudbury and districts



Data source: COVAX data: IntelliHEALTH Ontario, Toronto, ON: Queen's Printer for Ontario

Age Group	Dose 1 % Coverage	Dose 2 % Coverage
12-17	81.6%	77.6%
18-29	75.6%	70.5%
30-39	81.3%	76.2%
40-49	83.6%	80.3%
50-59	84.2%	82.0%
60-69	94.6%	93.2%
70-79	99.8%	98.5%
80+	100.0%	99.3%