

# Public Health Sudbury & Districts' detailed COVID-19 vaccination report

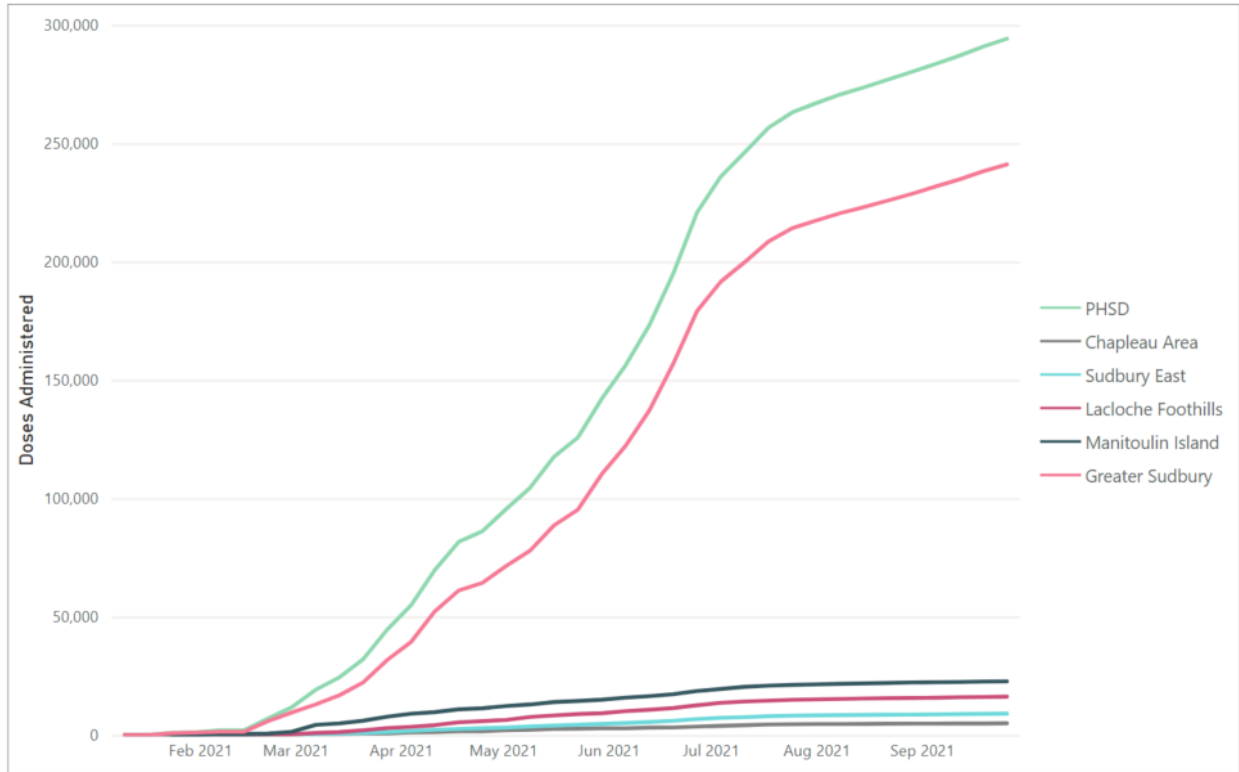
The information presented in this update shows all vaccines in Sudbury and Districts as of October 4, 2021 at 4 p.m., including those administered by primary care, pharmacies, hospitals, First Nations and other partners.

## Vaccine administration

- > Total doses received **313,610**.
- > Total doses administered **302,908**.
  - > 200,521 of Pfizer
  - > 98,587 of Moderna
  - > 3,800 of AstraZeneca
- > 156,574 people have received their first dose of the COVID-19 vaccine and 146,334 people have been fully immunized.
  - > 89.1 % of residents (12+) have received their first dose and 83.3 % are fully immunized.
  - > Provincially, these figures are 86.5 % and 81.4 %, respectively.
- > 1,224 vaccination events[1] have taken place in Sudbury and districts since January 1, 2021.
  - > 47 in the Chapleau area
  - > 70 in Sudbury East
  - > 121 in the Lacloche Foothills (Espanola) area
  - > 133 on Manitoulin Island
  - > 852 in the Greater Sudbury area
- > 291 adverse events following immunization (AEFI) have been reported.
  - > 139 for Moderna
  - > 134 for Pfizer
  - > 13 for AstraZeneca
  - > 5 vaccine brand not determined / marque de vaccin non déterminée
- > 403 doses of COVID-19 vaccine have been reported as waste.
  - > This waste represents 0.13 % of the overall doses administered.

# Vaccinations over time

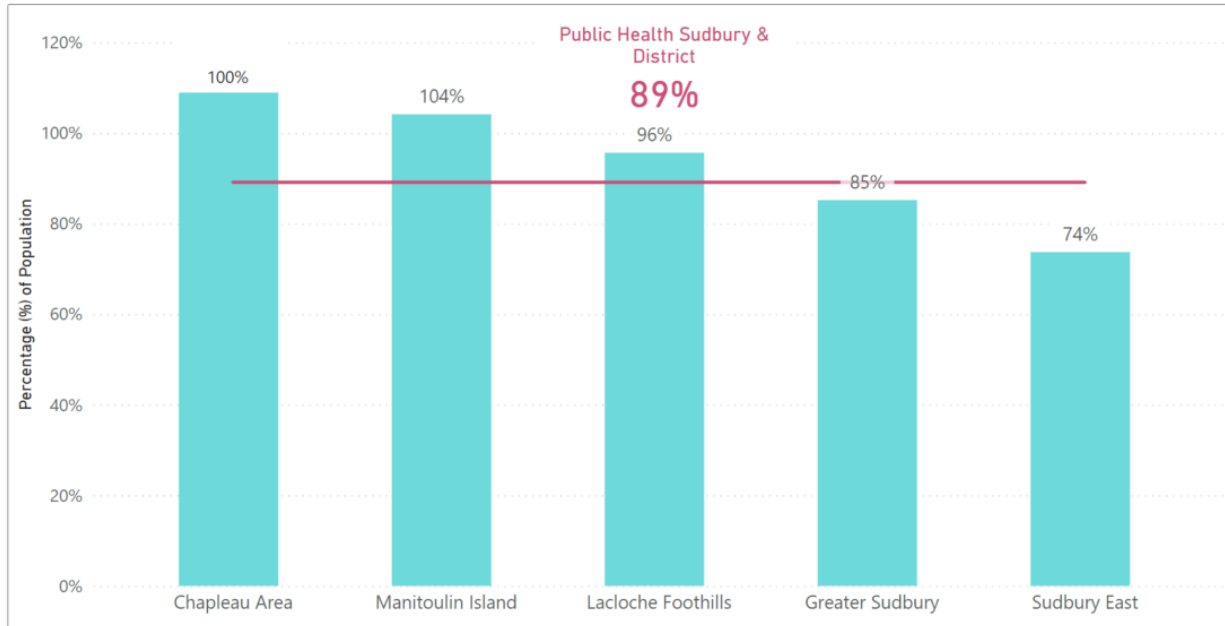
Figure 1. Cumulative doses received, by residence



Data sources: 1) COVAX data: IntelliHEALTH Ontario, Toronto, ON: Queen's Printer for Ontario; 2021, 2) COVID-19 Tracking Database, Public Health Sudbury & Districts

# Vaccine coverage

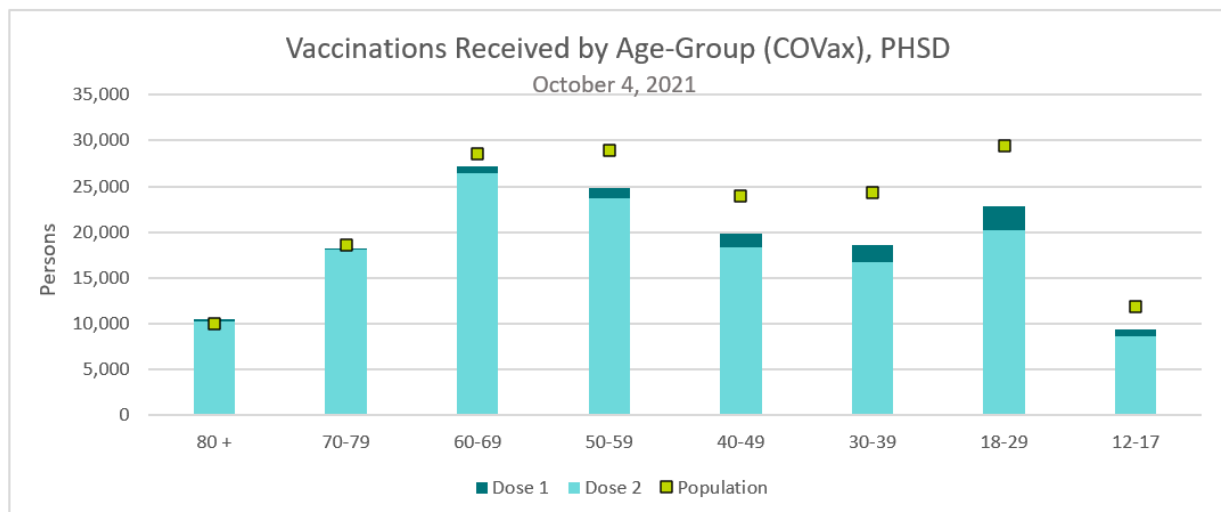
Figure 2. Dose 1 coverage, by residence, age 12+



Data sources: 1) COVAX data: IntelliHEALTH Ontario, Toronto, ON: Queen's Printer for Ontario; 2021, 2) COVID-19 Tracking Database, Public Health Sudbury & Districts

# Vaccinations by age groups

Figure 3. Vaccinations received, by age groups, Sudbury and districts



Data source: COVAX data: IntelliHEALTH Ontario, Toronto, ON: Queen's Printer for Ontario

Age Group	Dose 1 % Coverage	Dose 2 % Coverage
80 +	100.0%	100.0%
70-79	98.5%	97.5%
60-69	95.4%	92.7%
50-59	85.6%	81.9%
40-49	82.8%	77.0%
30-39	76.5%	68.8%
18-29	77.4%	68.5%
12-17	79.4%	72.2%