

Public Health Sudbury & Districts' detailed COVID-19 vaccination report

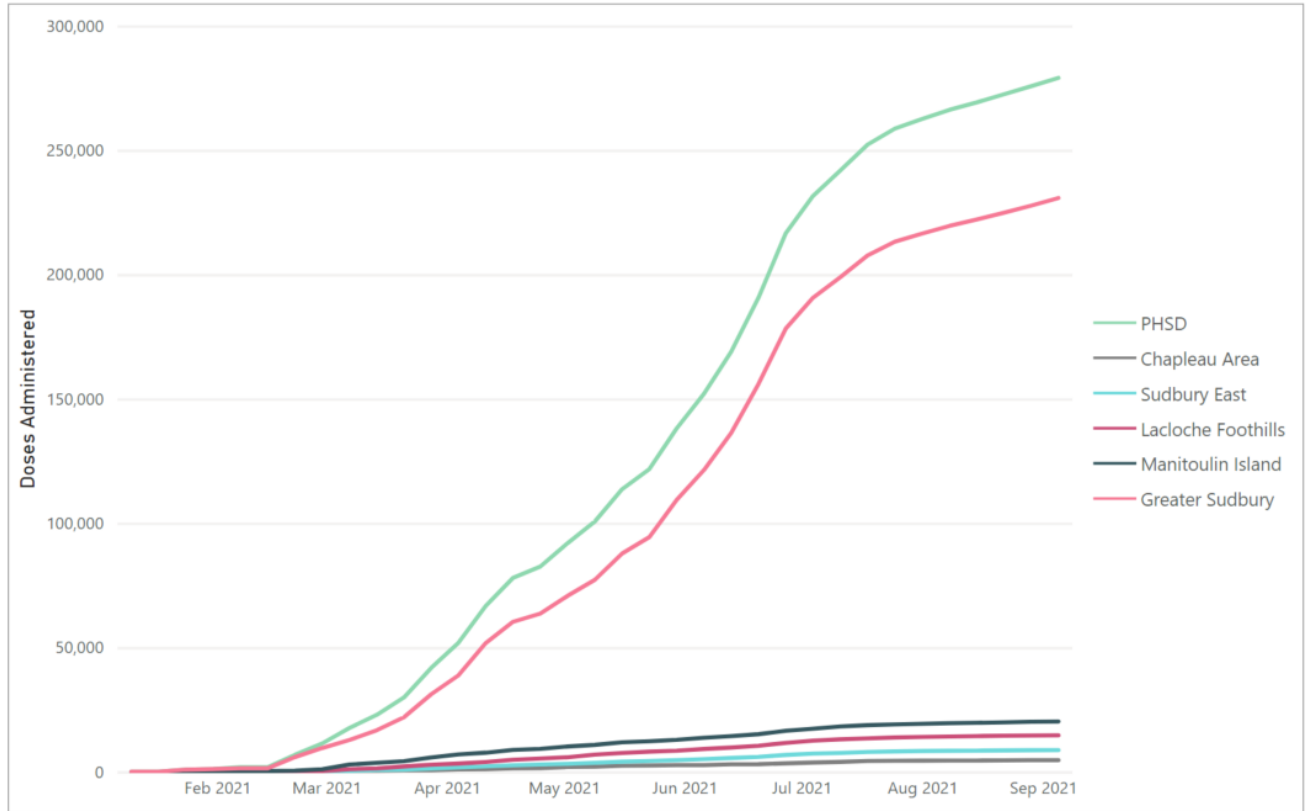
The information presented in this update shows all vaccines in Sudbury and Districts as of September 13, 2021 at 4 p.m., including those administered by primary care, pharmacies, hospitals, First Nations and other partners.

Vaccine administration

- > Total doses received **307,429**.
- > Total doses administered **289,064**.
 - > 189,274 of Pfizer
 - > 95,991 of Moderna
 - > 3,799 of AstraZeneca
- > 150,687 people have received their first dose of the COVID-19 vaccine and 138,377 people have been fully immunized.
 - > 85.8 % of residents (12+) have received their first dose and 78.8 % are fully immunized.
 - > Provincially, these figures are 84.4 % and 78.1 %, respectively.
- > 1,076 vaccination events[1] have taken place in Sudbury and districts since January 1, 2021.
 - > 42 in the Chapleau area
 - > 55 in Sudbury East
 - > 101 in the Lacloche Foothills (Espanola) area
 - > 126 on Manitoulin Island
 - > 752 in the Greater Sudbury area
- > 282 adverse events following immunization (AEFI) have been reported.
 - > 135 for Moderna
 - > 129 for Pfizer
 - > 13 for AstraZeneca
 - > 5 vaccine brand not determined / marque de vaccin non déterminée
- > 357 doses of COVID-19 vaccine have been reported as waste.
 - > This waste represents 0.12 % of the overall doses administered.

Vaccinations over time

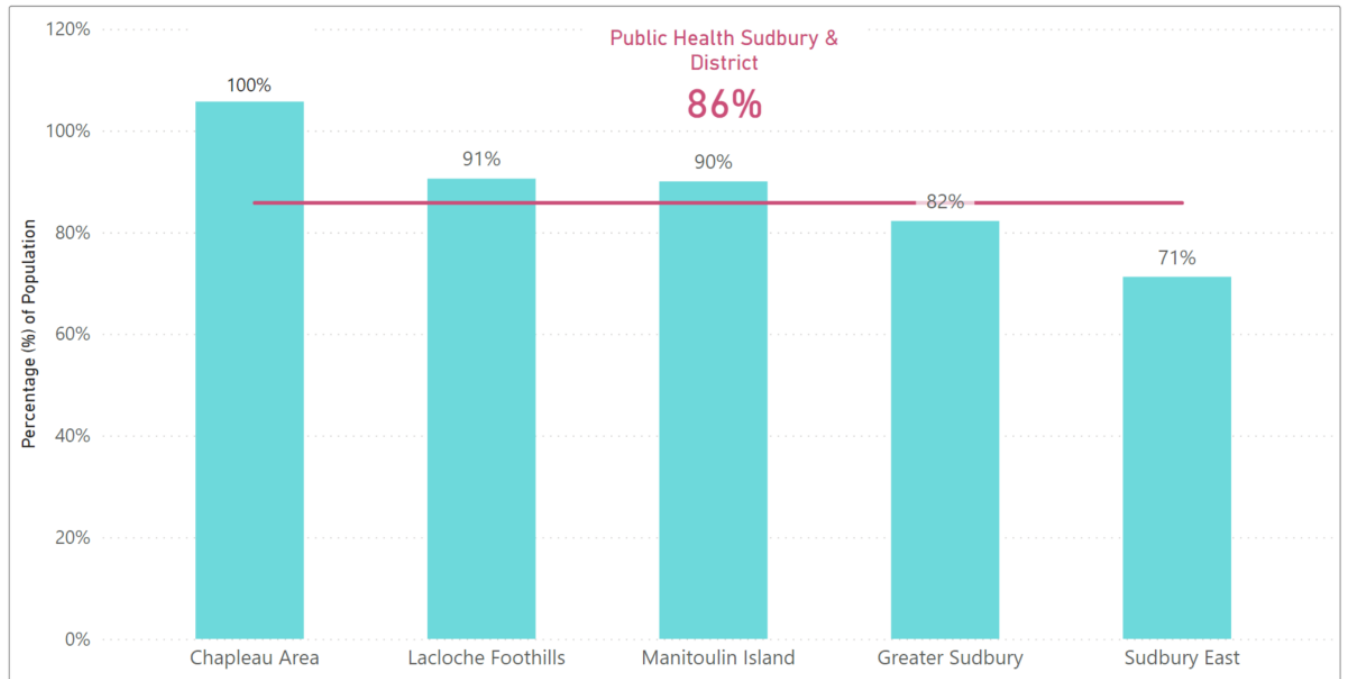
Figure 1. Cumulative doses received, by residence



Data sources: 1) COVAX data: IntelliHEALTH Ontario, Toronto, ON: Queen's Printer for Ontario; 2021, 2) COVID-19 Tracking Database, Public Health Sudbury & Districts

Vaccine coverage

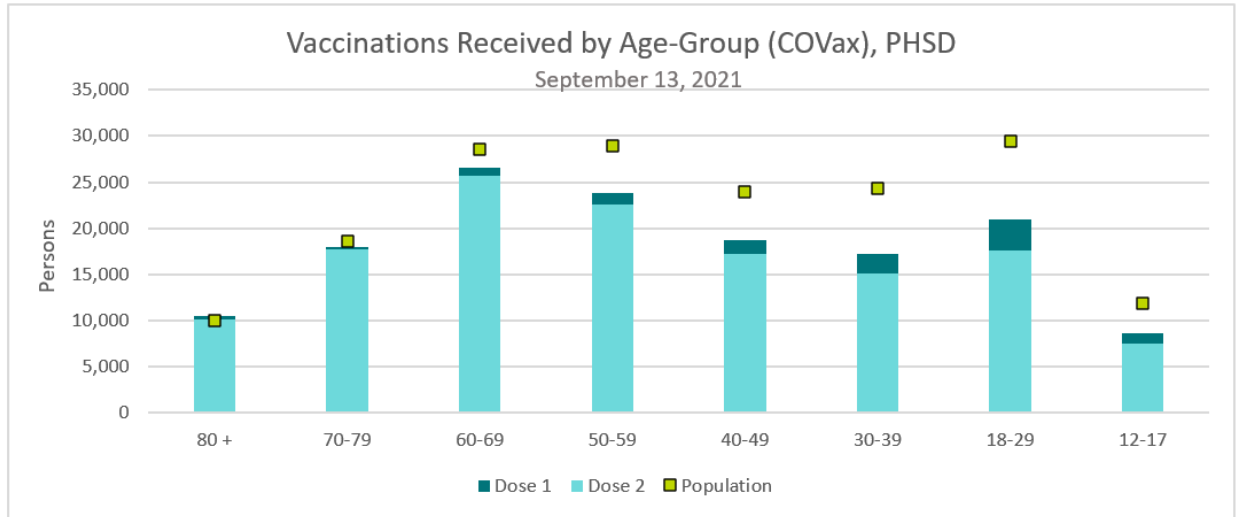
Figure 2. Dose 1 coverage, by residence, age 12+



Data sources: 1) COVAX data: IntelliHEALTH Ontario, Toronto, ON: Queen's Printer for Ontario; 2021, 2) COVID-19 Tracking Database, Public Health Sudbury & Districts

Vaccinations by age groups

Figure 3. Vaccinations received, by age groups, Sudbury and districts



Data source: COVAX data: IntelliHEALTH Ontario, Toronto, ON: Queen's Printer for Ontario

Age Group	Dose 1 % Coverage	Dose 2 % Coverage
80 +	100.0%	100.0%
70-79	96.7%	95.4%
60-69	93.1%	90.2%
50-59	82.0%	77.8%
40-49	78.3%	71.9%
30-39	70.8%	61.9%
18-29	71.2%	59.7%
12-17	73.0%	63.1%