

THE BOARD OF HEALTH FOR THE SUDBURY AND
DISTRICT HEALTH UNIT

Operating as PUBLIC HEALTH SUDBURY & DISTRICTS

SUPPLY, DELIVERY, AND INSTALLATION OF SIGNAGE

FOR

Elm Place Clinics
40 Elm Street, Sudbury

REQUEST FOR PROPOSAL

Bélanger Salach Architecture Project No. 20045

Issued for Tender: January 11, 2022

Table of contents

1. Instructions to Proponents (6 pages)
2. Appendix A – Form of Agreement (6 pages)
3. Appendix B – Bid Form (2 pages)
4. PHSD Elm Place Clinics Signage Package (23 pages)

INSTRUCTIONS TO PROPONENTS

1. General

1.1 Invitation

PHSD is pleased to invite Proponents to submit proposals for the supply, delivery and installation of signage for their new facility located at 40 Elm Street, Sudbury.

Invitations for this opportunity will be circulated publicly through MERX, Biddingo and the PHSD website.

1.2 Project Description

The Elm Place Clinics involves the tenant fit-up renovations of a new PHSD Clinic for a Senior Dental Clinic, Sexual Health and Needle Exchange Program in the existing Elm Place mall located at 40 Elm Street in Sudbury.

The area of renovation is 8,300 square feet at level 1 of the mall. The project is currently at substantial completion. Supply and installation of signage is required within 8-weeks from contract award.

1.3 Submission of Proposals

- 1.1.1 Proposals shall be submitted on or before stipulated time unless amended in writing by Addendum. Refer to the section 1.5 Schedule of RFP.
- 1.1.2 RFP submissions must be submitted via email to: tracy@belangersalach.ca
- 1.1.3 It is the sole responsibility of each Vendor to make sure that its RFP submission has been received.
- 1.1.4 Proposals must be submitted on time.

Proposals must be submitted in the prescribed manner as set out above on or before the submission date and time.
- 1.1.5 Amendments to a submitted Proposal will be permitted if received prior to Proposal closing.

1.4 Public Opening

- 1.4.1 Due to COVID-19, all tenders will be opened and recorded on "Zoom". Tenders will be opened via "Zoom Meeting" on Thursday, January 27th, 2022 at 2:30 p.m. Use the following link to participate in the tender opening.
Join URL: <https://us02web.zoom.us/j/81971874998>
Meeting ID: 819 7187 4998

1.5 Form of Contract

The successful Proponent shall enter into an agreement with the Owner. The Form of Agreement is in Appendix A.

1.6 Submission Requirements

- 1) Appendix B – Bid Form
- 2) Confirmation of ability to meet the insurance requirements outlined in Appendix A.

1.7 Schedule of RFP

Following is the schedule for the RFP, and furniture procurement:

Issue RFP	January 11, 2022	
Deadline for Questions	January 24, 2022	5:00 PM
Last Addenda to be issued	January 25, 2022	
Submission Deadline	January 27, 2022	2:00 PM
Virtual Public Tender Opening	January 27, 2022	2:30 PM
Negotiation and Award	February 3, 2022	

The Owner may, at its sole discretion, amend the schedule.

1.8 Proposal validity

1.1.1 Proposals shall be irrevocable for 60 days after the official closing time.

1.9 Consultant – Elm Place Clinics

Tracy Rochon, Controller
Bélanger Salach Architecture
255 Larch Street, Sudbury, ON P3B 1M2
Tel: 705-675-3383 ext. 246
Email: tracy@belangersalach.ca

1.10 Owner Contact

France Quirion, Director, Corporate Services
Public Health Sudbury & Districts
1300 Paris Street, Sudbury, ON P3E 3A3
Tel: 705-522-9200 ext. 776
Email: quirionf@phsd.ca

1.11 Taxes, Permits, Fees

1.11.1 All prices must be stated in Canadian funds. Prices quoted shall be the net cost to the Owner and shall be inclusive of all associated costs, i.e. delivery, labor, equipment, material, and any other associated costs required to perform the service to the complete satisfaction of the Owner. **HST shall be extra** to all submitted pricing.

1.12 Availability

- 1.12.1 Only electronic copies of RFP Documents will be provided.
- 1.12.2 Proponents must print their own hard copies, if needed, at their own expense.
- 1.12.3 Proposal Documents are made available only for the purpose of obtaining offers for this project. Their use does not confer a license or grant for other purposes.

1.13 Discrepancies and Omissions

1.13.1 Should a Proponent find discrepancies or omissions from the drawings, specifications, other documents or having any doubt as to the meaning or intent of any part thereof, the Proponent shall at once notify the Consultant via email, who will distribute written instructions or explanations to all Proponents via addendum.

1.14 Queries

- 1.14.1 Requests for Clarifications from Proponents must be submitted **in writing** to:
tracy@belangersalach.ca
and must include the project number in the email subject field.
- 1.14.2 Requests for Clarifications must be received prior to the date and time indicated in Section 1.5. If the Consultant determines that a clarification is warranted, then an addendum will be issued to the Proponents.
- 1.14.3 Addenda become part of the RFP Documents and all costs arising out of addenda shall be included in the Proposal Price. The last Addenda will be issued at least 3 days prior to the submission date.
- 1.14.4 Verbal answers are only binding when confirmed by written addenda.

1.15 Contract Negotiations

- 1.1.1 After completion of the evaluation, including any discussions held with Proponents during the evaluations, the Owner may elect to initiate negotiations. The option of whether to initiate negotiations rests solely with the Owner.
- 1.1.2 The Proponent will be responsible for their travel and per diem expenses.

1.16 Failure to Negotiate

- 1.1.3 If the selected Proponent:
- a) fails to provide the information required to begin negotiations in a timely manner; or
 - b) fails to negotiate in good faith; or
 - c) indicates they cannot perform the contract within the budgeted funds available for the project; or
 - d) the Proponent and the Owner, after a good faith effort, simply cannot come to terms;
- the Owner may terminate negotiations with the Proponent initially selected and commence negotiations with the next highest ranked Proponent.

1.17 Subcontractors

- 1.17.1 If a Proponent intends to use subcontractors, the Proponent must identify in their proposal the names of the subcontractors and the portions of the work the subcontractors will perform.
- 1.17.2 The substitution of a named subcontractor for another is subject to Owner approval.

1.18 WSIB

- 1.18.1 The successful proponent must be in good standing with WSIB and shall submit upon request a WSIB certificate of good standing.

1.19 Owner's Rights

- 1.19.1 The Owner reserves the right to:
- cancel the Proposal process, either before, during or after the receipt of Proposals, at the Owner's sole discretion and without generating any cause for claim from any Proponent;
 - waive irregularities and formalities in any Proposal;

-
- request clarifications and/or additional information on any Proposal;
 - negotiate for the modification of any, some, or all Proposals;
 - accept or reject any or all Proposals;
 - accept the Proposal which, in the Owner's sole judgment, is most advantageous to its own needs, whether or not such Proposal contains the lowest Proposal Price;
 - re-advertise for Proposals if desired;
 - reserves the right to share, with any consultant of its choosing, the Proposal document and any resultant Proposals in order to secure expert opinions;
 - modify the Request for Proposal documents and re-issue for Proposals using revised requirements for the project;
 - acquire products and services from persons and companies other than those who have submitted Proposals;
 - reject the award of the contract subject to budget approval;
 - reject the lowest or any submission if it is deemed not to be in the best interest of the Owner;
 - reject Proposals from any Proponent who in the Owner's reasonable opinion are deemed incapable of providing the necessary labor, materials, equipment, financing and management resources to perform the work in a satisfactory manner.

1.20 Proponent Acknowledgements

- 1.20.1 In submitting a Proposal, the Proponent acknowledges that the Owner shall have the right to reject any, or all, Proposals for any reason, or to accept any Proposal which the Owner in its sole unfettered discretion deems most advantageous to itself. The lowest, or any, Proposal will not necessarily be accepted, and the Owners shall have the unfettered right to:
- accept a non-compliant Proposal;
 - accept a Proposal which is not the lowest Proposal, and;
 - reject a Proposal that is the lowest Proposal even if it is the only Proposal received.
- 1.20.2 Except as expressly and specifically permitted in these Instructions to Proponents, no Proponent shall have any claim for any compensation of any kind whatsoever as a result of participating in this Request for Proposal, and by submitting a Proposal each Proponent shall be deemed to have agreed that it has no claim.
- 1.20.3 The Proponents are responsible for all costs incurred as a result of submitting a Proposal in response to this Request for Proposal. The Owner will not pay any costs whatsoever incurred by any Proponent during the Proposal process.

END OF SECTION

PURCHASE OF SERVICES AGREEMENT

Between:

The Board of Health for the Sudbury and District Health Unit,
currently operating as Public Health Sudbury & Districts

AND

{ Insert Contractor Business Name }
(HEREINAFTER, "the Contractor")

WHEREAS Public Health Sudbury & Districts wishes to engage the services of the Contractor;

AND WHEREAS Contractor warrants that it possesses the unique ability, knowledge, skills, and license(s) necessary to perform the services required;

NOW THEREFORE in consideration of their respective benefits, duties and obligations hereunder Public Health Sudbury & Districts and the Contractor (collectively "the Parties") agree as follows:

1.0 Service Requirements

- 1.1 The Contractor agrees to provide services as set out in Schedule A. Expenses other than those listed in Schedule A or specifically approved by Public Health Sudbury & Districts shall remain the responsibility of the Contractor. The term of this agreement shall be the period set out in Schedule A subject to section 4.
- 1.2 The Contractor will provide services to Public Health Sudbury & Districts on a non-exclusive basis and shall be free to offer its services to any other person, provided such services do not conflict with the Contractor's services or obligations under this Agreement.
- 1.3 The Contractor shall provide the Services in a competent, diligent and prudent manner in accordance with the law, the best interests of Public Health Sudbury & Districts and the highest professional standards.
- 1.4 Public Health Sudbury & Districts will not provide the Contractor with equipment, facilities or materials in connection with the provision of the Services unless specifically provided for in Schedule A.
- 1.5 The Contractor will not delegate, subcontract or assign the provision of Services without the prior written approval of Public Health Sudbury & Districts.
- 1.6 All intellectual property rights belong to the Public Health Sudbury & Districts and cannot be released to third parties without express consent.

2.0 Fee for Service Relationship

- 2.1 The fee schedule for services provided is set out in Schedule A. Public Health Sudbury & Districts shall pay the Contractor following receipt of the Contractor's

detailed monthly invoice. Receipts for expenses payable by Public Health Sudbury & Districts must be provided with the monthly invoice and must be approved by Public Health Sudbury & Districts.

2.2 It is expressly understood that the Contractor shall at all times be an independent contractor and that the Contractor is not an agent, employee, partner or joint venturer of or with Public Health Sudbury & Districts.

2.3 The Contractor acknowledges that Public Health Sudbury & Districts will not deduct or remit income tax, *Canada Pension Plan* contributions, *Employment Insurance Act* contributions, *Workplace Safety and Insurance Act* remissions or any other similar deductions and remittances and that it is responsible for all required taxes, withholdings and remittances or other similar obligations under federal or provincial legislation. The Contractor acknowledges that as an independent contractor it is not eligible for coverage under Public Health Sudbury & Districts's *Workplace Safety and Insurance Act* insurance coverage in respect of injuries sustained.

3.0 Confidentiality

3.1 During the Term of this Agreement, the Contractor may have access to Confidential Information as well as Personal Information belonging to Public Health Sudbury & Districts. The Contractor shall use Public Health Sudbury & Districts Confidential Information or Personal Information solely for the purpose of fulfilling its obligations under this agreement, will protect the security, privacy and confidentiality of the information, and shall not disclose any Confidential Information or Personal Information to any third party, including any governmental authority, without the express written consent of Public Health Sudbury & Districts, unless otherwise required by law. The Contractor agrees that upon the termination of this Agreement, or earlier if requested by Public Health Sudbury & Districts, it shall promptly return to Public Health Sudbury & Districts all Confidential Information or Personal Information in its possession and that it shall purge all such information from all of its electronic, digital or similar document storage systems. The Contractor agrees to notify Public Health Sudbury & Districts in the event of any actual, potential or threatened breach of its obligations under this Section, and will take all necessary and appropriate actions to restrain any use or disclosure of such Confidential Information or Personal Information. This section shall survive the expiry or termination of this agreement.

4.0 Other Obligations of the Parties

4.1 Public Health Sudbury & Districts shall not be liable for any incidental, indirect, special or consequential damages, injuries, losses, expenses, costs, claims or liabilities arising from the delivery of the Services.

- 4.2 The Contractor agrees to indemnify and save harmless Public Health Sudbury & Districts and its officers and employees from all costs, losses, damages, claims, demands, actions or other proceeding of any kind, based on, occasioned by, or attributable to anything done, or omitted to be done in connection with this agreement or the delivery of the Services by the Contractor.
- 4.3 The Contractor warrants to Public Health Sudbury & Districts that it has and will maintain sufficient Liability Insurance coverage in respect of the Services to be provided hereunder. Public Health Sudbury & Districts may require that the Contractor provide proof of insurance.

5.0 Termination of the Agreement

- 5.1 Either Party may elect to terminate this Agreement for any reason and at any time prior to the conclusion of the Term, without further liability or obligation to the other Party, upon giving 30 days' advance written notice to the other Party of its intention to do so. Public Health Sudbury & Districts will pay the Contractor for Services rendered and invoiced up to and including the effective date of termination.
- 5.2 This Agreement may also be terminated by either Party, without notice and without further liability to the other Party, in the event that the other Party is in material breach of any term and/or condition of this Agreement.

6.0 General Legal Obligations

- 6.1 This agreement shall be governed by and subject to the laws of the Province of Ontario, and the parties agree to submit to the jurisdiction of the courts of the province of Ontario.
- 6.2 If any provision of this agreement shall be found by a court of competent jurisdiction to be invalid, illegal or unenforceable, the remaining provisions of this agreement shall continue in full force.
- 6.3 This agreement or any part of it may be amended by mutual agreement in writing between the parties.
- 6.4 This agreement, together with any applicable schedules, constitutes the entire agreement between the parties and supersedes all prior agreements and understandings, collateral, oral or otherwise.

Purchase of Services Agreement

{ *Insert Company Name* }

4

All of which is agreed, this ____ day of _____, 201_, in the City of Sudbury.

PUBLIC HEALTH SUDBURY & DISTRICTS

CONTRACTOR

Per:

Division Director

Signature

Per:

Authorize Signing Officer
{ *Director, Corporate Services or Medical Officer
of Health/Chief Executive Officer* }

Print CONTRACTOR Signatory
Name

SCHEDULE A

Scope of Work

The Contractor agrees to provide:

- { include specific details of the contractor's mandate, specify specific deliverables including report, evaluation and dates by which deliverables must be completed }
- { define any applicable standards, policies or procedures that will govern the provision of services }

Where the Contractor is required to work on Public Health Sudbury & Districts property utilizing Public Health Sudbury & Districts equipment state:

- "The (*Contractor*) and any employees of the (*Contractor*) will be subject to the Contractor Safety policy T-I-140 (attached)."
- The (*Contractor*) agrees to report any hazardous or unsafe condition to Public Health Sudbury & Districts. The *Contractor* further agrees that should the (*Contractor*) or an employee of the (*Contractor*) be injured while on Public Health Sudbury & Districts' property the incident will be reported to the responsible individual named in item 1a above in this agreement.

Where a Contractor or an employee of the Contractor has access to children or vulnerable adults as part of this agreement state:

- "The (*Contractor*) and an employee of the (*Contractor*) will provide Public Health Sudbury & Districts with a satisfactory criminal reference check in accordance with Public Health Sudbury & Districts' policy for Criminal Reference Checks K-I-5 (attached)."

Where a Contractor or an employee of the Contractor will provide direct care to a patient as part of this agreement state:

- "The (*Contractor*) and any employees of the (*Contractor*) will provide Public Health Sudbury & Districts with satisfactory immunization records in accordance with Public Health Sudbury & Districts' policy for Immunizations K-V-110 (attached)."

Where a Contractor or an employee of the Contractor will provide direct service for the Public Health Sudbury & Districts as part of this agreement state:

- "The (*Contractor*) and any employees of the (*Contractor*) will comply with Public Health Sudbury & Districts' policy on the Accessibility for Ontarians with Disabilities Act in accordance with Legislated Requirements and Statement of Commitment Policy V-I-10 (attached)."

Where a Contractor or an employee of the Contractor will have access to personal health information as part of this agreement state:

- The (*Contractor*) and any employees of the Contractor will sign Public Health Sudbury & Districts' Confidentiality Agreement prior to commencement of work with Public Health Sudbury & Districts (attached) and agrees to comply with the Personal Health Information Protection Act.

Where a Contractor must be a registrant in good standing with a regulatory body or possess specific qualifications or licensure as part of the agreement state:

- The (Contractor) and employees of the Contractor will provide evidence deemed satisfactory by Public Health Sudbury & Districts that their employees are registered and in good standing with the { insert name of regulatory body } and possess { insert name of relevant qualification(s) }.

Public Health Sudbury & Districts Contact Person

The Contractor will receive direction from and communicate with (name, position title and program/division).

{ insert contact information }

The Contractor may be contacted as follows:

{ insert contact information }

Agreement Term

The term of the agreement shall be:

- { specify term or duration of agreement and process for extension if necessary }

Compensation & Expenses

Public Health Sudbury & Districts shall reimburse the Contractor for Services as follows:

- Hourly rate of: \${ insert amount } per hour
- Maximum { insert amount } hours per { insert amount }
- Automobile use reimbursement rate is \$ { insert amount } per km
- { specify other eligible expenses, including expense limits, to be reimbursed by upon presentation of receipts }

Reimbursement for allowable expenses can be claimed and reimbursed only when the contract specifically provides for it.

In no circumstances can the following be considered allowable expenses:

- hospitality
- incidental expenses
- meals, snacks and beverages
- gratuities
- laundry or dry cleaning
- valet services
- dependant care
- home management
- personal telephone calls

Public Health Sudbury and
Districts Elm Place Clinics
Signage
40 Elm St. Sudbury ON
BSA Project No. 20045

APPENDIX B
BID FORM

Section 00310-1

To: Public Health Sudbury and Districts
c/o Bélanger Salach Architecture
255 Larch Street
Sudbury, ON P3B 1M2

Herein referred to as the "OWNER".

The UNDERSIGNED, herein referred to as the "SUPPLIER"

with the legal company name of _____

a company duly incorporated under the laws of _____

and having its Head Office at _____

1. HEREBY UNDERTAKES AND AGREES WITH THE OWNER AS FOLLOWS:

Having examined all the Tender Documents, entitled "Public Health Sudbury and Districts, Elm Place Clinics Signage, Sudbury, Ontario." and including:

a) Signage package dated: January 11, 2022

b) Addenda Numbers _____

WE UNDERTAKE TO DO ALL WORK, AND SUPPLY ALL MATERIALS AND SERVICES IN ACCORDANCE WITH THE SIGNAGE PACKAGE, FOR THE **TOTAL CONTRACT PRICE**, WHICH **EXCLUDES HARMONIZED SALES TAX**, OF

_____ and ___ /100 DOLLARS (\$_____).

2. The UNDERSIGNED hereby submits that all amounts are in Canadian funds.

3. The UNDERSIGNED further submits that all costs supervision, administration, coordination, handling, management, expediting, scheduling, overhead and profit and assuming full responsibility and warranty for the assigned work are included in the Contract Price Tendered.

4. The UNDERSIGNED undertakes to commence the work under the Contract forthwith after execution of the formal Contract and when notified so to do by the Owner and to carry out work without interruption to completion of the Contract.

Public Health Sudbury and
Districts Elm Place Clinics
Signage
40 Elm St. Sudbury ON
BSA Project No. 20045

APPENDIX B
BID FORM

Section 00310-2

IN WITNESS WHEREOF THE UNDERSIGNED SUPPLIER HAS HERETO set its
Corporate Seal and the hands of its' proper officers in that behalf at

_____, _____
(City) (Province)

this _____ DAY OF _____ (Month), 20 _____ (Year).

Legal Name of Supplier

Signature of Company Official
I have the authority to bind the company

Name & Title – Printed

Signature of Company Official

Name & Title - Printed

*Corporate
Seal
(or)*

Signature of Witness

Name - Printed

* * *

END OF SECTION

Public Health Sudbury and Districts Elm Place Clinics Signage Package



ISSUED FOR CONSTRUCTION

40 Elm Street, Sudbury

Drawing List

General

G-0.1	Drawing List
G-0.2	General Notes
G-0.3	Fonts & Standards
G-0.4	Colour Standards
G-0.5	Pictograms
G-0.6	Mounting Guidelines

Drawings

A1.1	Room ID: Plaque
A1.2	Room ID: Projecting Flag
A1.3	Room ID: Directional Flag
A1.4	Amenity ID: Plaque
A1.5	Amenity ID: Projecting Flag
A1.6	Amenity ID: Directional Flag
A1.7	Life Safety ID: Projecting Flag
A1.7a	Life Safety ID: Projecting Flag (AED variant)
A1.8	Life Safety ID: Ceiling Mounted Flag
A1.9	General Information: Staff Only Sign
A1.9a	General Information: Key at Reception (variant)
A2.1	Film Graphic Elevations
A2.2	Film Graphic Elevations

Location Plans

L-0.1	Signage Floor Plan, Notes and Legend
L-0.2	Signage Schedule
L-0.3	Signage Schedule



Public Health
Sudbury and Districts
Elm Place Clinics

40 Elm St. Sudbury ON

Issued for Construction - 22-01-11

REVISIONS

CONTRACTOR SHALL VERIFY ALL DIMENSIONS & REPORT ANY INCONSISTENCIES TO THE ARCHITECT BEFORE PROCEEDING WITH THE WORK.

THESE DRAWINGS ARE PROTECTED BY THE COPYRIGHT ACT. ANY REPRODUCTION IN WHOLE OR IN PART IS PROHIBITED BY LAW. THESE DRAWINGS REMAIN THE PROPERTY OF THE ARCHITECT OR HIS AGENT AND SHALL NOT BE ALTERED IN ANY MANNER OR USED ON ANY OTHER PROJECT.

PROJECT NO.	20045
DRAWN BY	ML
CHECKED BY	DC
SCALE	AS NOTED

**SIGNAGE PACKAGE
DRAWING LIST**

G-0.1

1. General Notes:

- A. Sign components presented in this document are for design purposes only. Shop drawings shall be provided by the Sign Contractor (SC) to be used as the final construction documents, and shall include complete construction, engineering and installation details required for implementing the designs described herein.
- B. The designs are property of Public Health Sudbury and Districts and Bélanger Salah Architects.
- C. Upon award of the contract, typical design templates, custom artwork, and graphic layouts shall be provided via electronic format for the production of the sign layouts and lettering as directed by the Designer.

2. Work Included:

- A. Sign Contractor (SC) shall furnish all labor, materials, equipment, tools, supplies and services necessary and incidental to complete fabrication, installation and delivery of the signs as specified. SC to provide all materials equipment, services, labor, tools and supplies to fulfill completion of this contract. SC shall be responsible for a complete and thorough job. Materials not specifically described but required for a complete and proper installation shall be identified and provided for by the SC. SC shall be responsible for the quality of all materials and workmanship of any firms or individuals who act as his subcontractors. SC Shall be responsible for providing subcontractors with complete and up to date drawings, specifications, sign schedules and other information issued for this project. SC shall be responsible for the coordinating final review and approval for all copy wording with Designer prior to submittal of shop drawings. The Owner reserves the right to add and otherwise modify sign text and lettering layout during the shop drawing review at no additional cost to the Owner.
- B. Provide complete and comprehensive fabrication/ installation liaison with all other trades. Where the SC is providing graphics only, it shall be the SC's responsibility to schedule his work to coincide with other trades' fabrication, finishing and installation schedules.
- C. The SC shall provide dimensioned shop drawings for all signs clearly showing materials, typographic layouts,

- fabrication methods, external finishes, anchorage, electrical connections and other details of construction as well as details related to engineering and other construction responsibilities. SC shall be responsible for all construction installation and internal supports for a safe and permanent installation of all signs. SC shall provide location detail drawings for signs supported or anchored to other construction. SC is responsible for providing stamped engineering drawings where required.
- D. Prior to any sign fabrication, SC shall provide samples of each sign product and material samples 2'-0" x 2'-0" min. showing finishes, typography, letter spacing, colours and surface texture as requested by Designer as indicated on sign type drawings.
- E. The SC shall provide manufacturer's technical data and installation instruction for each type of sign required.

3. Field Dimensions

- A. The SC shall be responsible for field measurements as required to verify or supplement dimensions indicated herein and shall be responsible for accurate fit of signs upon installation.

4. Quality Assurance

- A. The intent of the drawings and contract documents package is to provide all information necessary for a complete contract. In the event of a discrepancy or an error, neither one rules over the other. Notify the designer if any discrepancies arise for direction on how to proceed.
- B. The Designer must be notified of any variations of conditions as shown on these drawings. It shall be the SC's responsibility to obtain and utilize the most current up-to-date plans and specifications for all construction and installation work.
- C. The SC shall use only personnel thoroughly experienced and skilled with the products and methods for fabrication and installation of sign specified. SC must be able to demonstrate five years or more fabrication experience in the architectural graphics industry.
- D. Work done and material furnished shall be of superior quality in every aspect. Signs and sign panels shall be flat, plumb, and without oil-canning. All edges, and surfaces to be smooth and free from burrs.

- E. The Owner shall reserve the right to reject any shop drawings, samples, or other submittals, as well as any finishes product or installation that does not meet the exactly equal the standard or quality established. Any such decision will be considered final and not subject to recourse.
- F. The SC must guarantee that only new materials are being used for this work.
- G. Products must be made accessible for quality control inspection at any time.
- H. Any claims for work carried out on instructions by others will not be accepted or honored.
 - 1. All materials to be painted with Matthews Paint (or approved equivalent) acrylic polyurethane, according to the paint supplier directions and standards, for high quality finish.

5. Typography:

- A. All typographic layouts shall utilize typeface specified in each sign type drawings. The specified typefaces in the drawing package will be purchased by the SC.
- B. Letterforms and symbols shall be photographically or digitally rendered in precise, crisp, clean forms. All letterforms shall be free of ticks, discontinuous curves, line waves, cut or ragged edges, edge build-up, bleeding, surface pinholes, and other imperfections. Letterforms shall conform to the prescribed proportions of the typographic font(s) specified by the Designer.

6. Substitutions:

- A. Bidders shall submit (with bids), written notification of all proposed substitutions from specifications. Substitutions of any kinds shall be approved prior to any sign fabrication or installation. No substitutions will be considered without samples.

7. General Conditions:

- A. The SC is responsible for visiting the site and familiarizing themselves with its conditions prior to submitting a bid.
- B. All necessary sign permits are to be obtained and paid for by the SC.
- C. The SC is to protect goods supplied by him/her from damage during installation with appropriate insurance against fire, theft, or other damage. He shall also protect from injury the property of the Owner, which may be adjacent, or with

- which he may come in contact, and he shall make good any such damage occurring through his fault.
- D. Care must be taken with the handling of sign materials, to prevent staining caused by oils and other agents. They must be protected by appropriate covering during fabrication, delivery and on-site storage.
- E. The SC shall not use any hazardous substances in the manufacture of the signs, nor bring on site any hazardous substances, regulated under any environmental laws, without the express written consent of the Owner.
- F. Upon completion of the project the SC shall provide the Owner with a manual and/ or instruction on the care and maintenance of the signs and replacement of component parts

8. GLASS FILM INSTALLATION:

- A. SC is responsible for site examination and verification of all existing surface conditions prior to installation of signage.
- B. Application/Installation must be performed by a qualified installer.
- C. Do not install signage upon substrates with cracks, gaps, overlaps or any visible defect. SC to notify Consultant and General Contractor (GC) of defective substrates for repair as required.
- D. Film signage surface shall be free of all wrinkles, bubbles, blisters and other defects upon final installation.
- E. SC is responsible for protection and cleaning of all installed film signage. Refer to manufacturer for product specific care and cleaning requirements.



Public Health
Sudbury and Districts
Elm Place Clinics

40 Elm St. Sudbury ON

Issued for Construction - 22-01-11

REVISIONS

CONTRACTOR SHALL VERIFY ALL DIMENSIONS & REPORT ANY INCONSISTENCIES TO THE ARCHITECT BEFORE PROCEEDING WITH THE WORK.

THESE DRAWINGS ARE PROTECTED BY THE COPYRIGHT ACT. ANY REPRODUCTION IN WHOLE OR IN PART IS PROHIBITED BY LAW. THESE DRAWINGS REMAIN THE PROPERTY OF THE ARCHITECT OR HIS AGENT AND SHALL NOT BE ALTERED IN ANY MANNER OR USED ON ANY OTHER PROJECT.

PROJECT NO.	20045
DRAWN BY	ML
CHECKED BY	DC
SCALE	AS NOTED

**SIGNAGE PACKAGE
GENERAL NOTES**

G-0.2

TYPOGRAPHIC STANDARDS

FF Unit Black

Aa Bb Cc Dd Ee Ff Gg Hh Ii
Jj Kk Ll Mm Nn Oo Pp Qq Rr
Ss Tt Uu Vv Ww Xx Yy Zz
0 1 2 3 4 5 6 7 8 9 @ ! ? & % # ;
❖ ❖ ❖ ❖

FF Unit Medium

Aa Bb Cc Dd Ee Ff Gg Hh Ii
Jj Kk Ll Mm Nn Oo Pp Qq Rr
Ss Tt Uu Vv Ww Xx Yy Zz
0 1 2 3 4 5 6 7 8 9 @ ! ? & % # ;
❖ ❖ ❖ ❖



Public Health
Sudbury and Districts
Elm Place Clinics

40 Elm St. Sudbury ON

Issued for Construction - 22-01-11

REVISIONS

CONTRACTOR SHALL VERIFY ALL DIMENSIONS & REPORT ANY INCONSISTENCIES TO THE ARCHITECT BEFORE PROCEEDING WITH THE WORK.

THESE DRAWINGS ARE PROTECTED BY THE COPYRIGHT ACT. ANY REPRODUCTION IN WHOLE OR IN PART IS PROHIBITED BY LAW. THESE DRAWINGS REMAIN THE PROPERTY OF THE ARCHITECT OR HIS AGENT AND SHALL NOT BE ALTERED IN ANY MANNER OR USED ON ANY OTHER PROJECT.


PROJECT NO.	20045
DRAWN BY	ML
CHECKED BY	DC
SCALE	AS NOTED

**SIGNAGE PACKAGE
TYPOGRAPHIC
STANDARDS**


G-0.3

COLOUR STANDARDS

Corporate Colours




Pantone
214




Pantone
316


Primary Colour Palette




Pantone
322




Pantone
326




Pantone
318



Pantone
346




Pantone
358




Pantone
382


Secondary Colour Palette




Pantone
164




Pantone
184




Pantone
234



Pantone
262

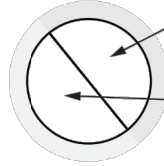


Pantone
530

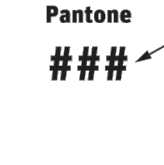


Pantone
710

Spot Colour Legend



PANTONE Coated Colour Preview




PANTONE Uncoated Colour Preview

Pantone ###


PANTONE Colour Code (Code followed by 'U' refers to PANTONE Solid 'Uncoated' Series, Code followed by 'C' refers to PANTONE Solid 'Coated' Series)

COLOUR THEMES


Public Area Theme (PA)



Pantone
234 C
ACCENT COLOUR 1




Pantone
316 U
ACCENT COLOUR 2




Pantone
326 C
ACCENT COLOUR 3


Health Treatment Theme (HT)



Pantone
316 C
ACCENT COLOUR 1




Pantone
556 C
ACCENT COLOUR 2




Pantone
346 C
ACCENT COLOUR 3


Senior Dental Theme (SD)



Pantone
262 C
ACCENT COLOUR 1



Pantone
529 U
ACCENT COLOUR 2



Pantone
531 C
ACCENT COLOUR 3



Public Health
Sudbury and Districts
Elm Place Clinics

40 Elm St. Sudbury ON

Issued for Construction - 22-01-11

REVISIONS

CONTRACTOR SHALL VERIFY ALL DIMENSIONS & REPORT ANY INCONSISTENCIES TO THE ARCHITECT BEFORE PROCEEDING WITH THE WORK.

THESE DRAWINGS ARE PROTECTED BY THE COPYRIGHT ACT. ANY REPRODUCTION IN WHOLE OR IN PART IS PROHIBITED BY LAW. THESE DRAWINGS REMAIN THE PROPERTY OF THE ARCHITECT OR HIS AGENT AND SHALL NOT BE ALTERED IN ANY MANNER OR USED ON ANY OTHER PROJECT.

PROJECT NO. 20045

DRAWN BY ML

CHECKED BY DC

SCALE AS NOTED


**SIGNAGE PACKAGE
COLOUR STANDARDS**

G-0.4

PICTOGRAM STANDARDS



Toilet
Toilettes




No Entry
Entrée interdite



Accessible
Accessible



Change Table
Table à langer



Laundry
Buanderie



Dental
Dentaire




Fire Extinguisher
Extincteur



Fire Hose Cabinet
Cabinet du tuyau
d'incendie



**Automated External
Defibrillator (AED)**
-



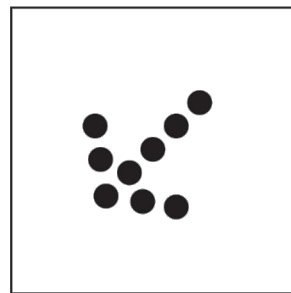
X-Ray
Radiographie



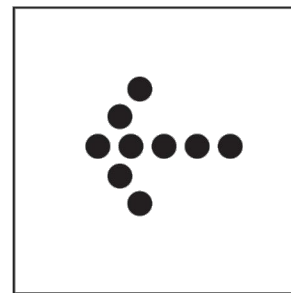
Emergency Eyewash
Station de lavage
des yeux d'urgence




Keyed Access
Accès par clé




Arrow Down Left
En bas à la gauche



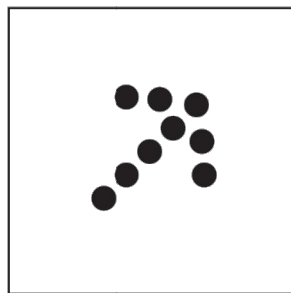
Arrow Left
Gauche



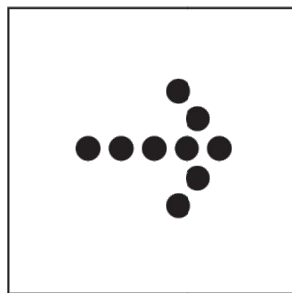
Arrow Up Left
En haute à la gauche




Arrow Up
En Haute



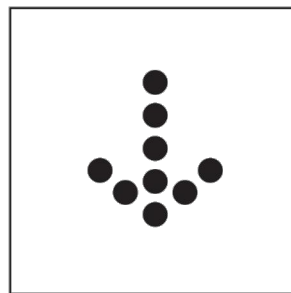
Arrow Up Right
En haute à la droite



Arrow Right
Droite



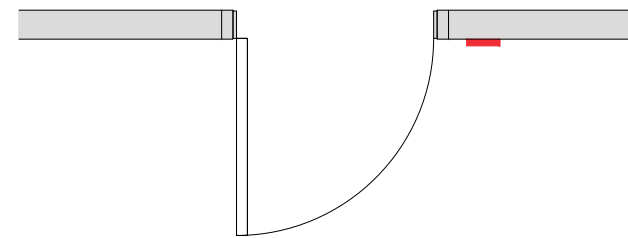
Arrow Down Right
En bas à la droite



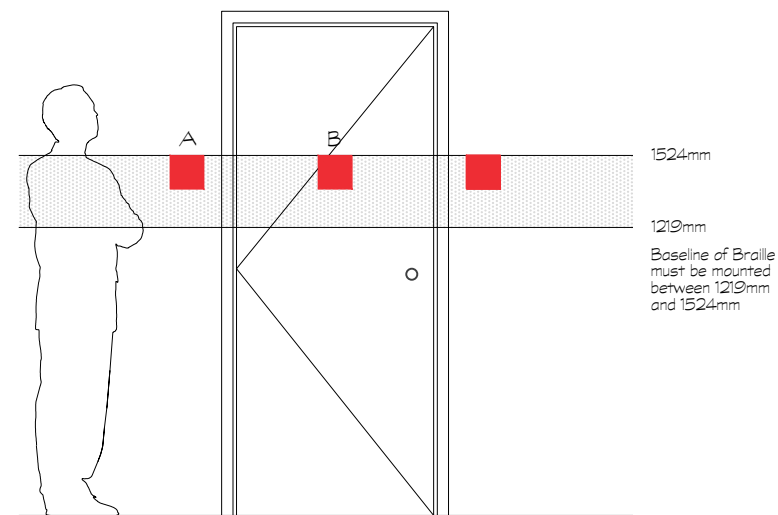
Arrow Down
En bas

REVISIONS

1	Issued for Owner Review	2021-11-09
2	Issued for Owner Review	2021-11-23



PLAN VIEW
3/8" = 1'-0"

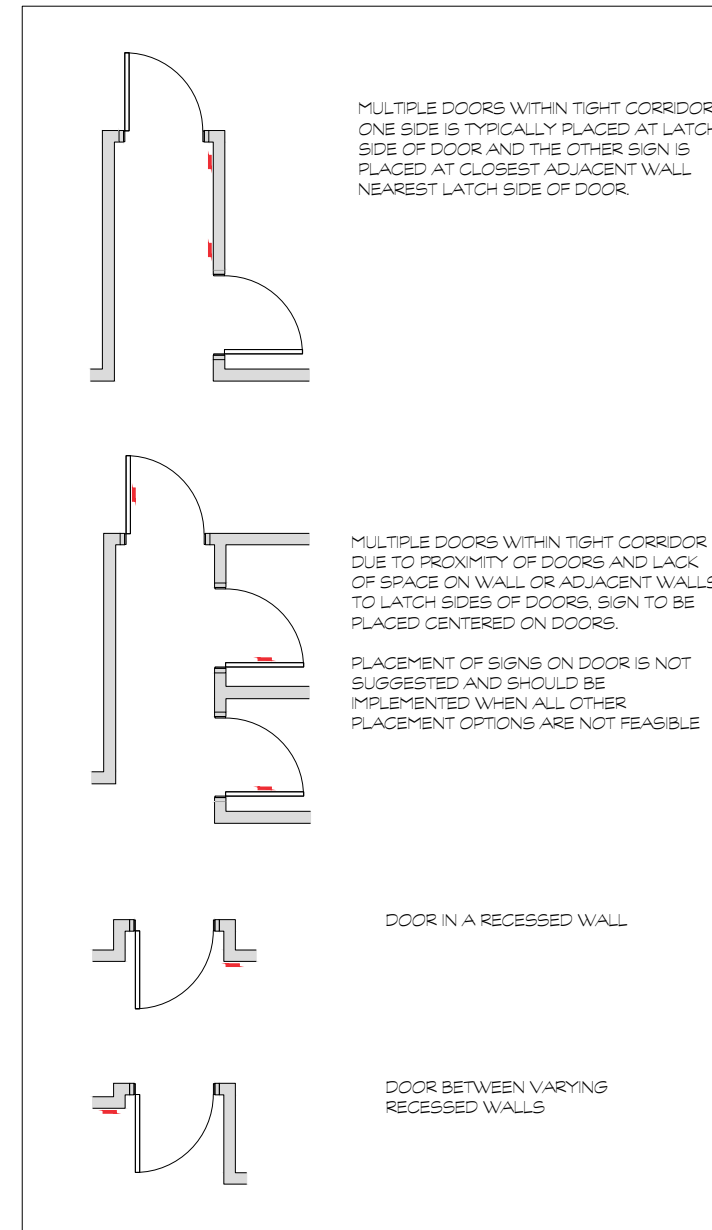


SINGLE DOOR MOUNTING
SIGN IS TYPICALLY PLACED ON LATCH SIDE OF SINGLE DOOR (WHETHER DOOR OPENS INWARDS TO A ROOM, OR OUTWARDS TO A CORRIDOR).

SCENARIO A
IF MOUNTING ON LATCH SIDE OF DOOR IS NOT POSSIBLE, SIGN SHOULD BE MOUNTED ON HINGE SIDE OF DOOR

SCENARIO B
IF MOUNTING ON LATCH OR HINGE SIDE OF DOOR IS NOT POSSIBLE, SIGN SHOULD BE CENTERED ON THE DOOR AT SAME MOUNTING HEIGHT ABOVE FINISH FLOOR.

ELEVATION
3/8" = 1'-0"



MULTIPLE DOORS WITHIN TIGHT CORRIDOR ONE SIDE IS TYPICALLY PLACED AT LATCH SIDE OF DOOR AND THE OTHER SIGN IS PLACED AT CLOSEST ADJACENT WALL NEAREST LATCH SIDE OF DOOR.

MULTIPLE DOORS WITHIN TIGHT CORRIDOR DUE TO PROXIMITY OF DOORS AND LACK OF SPACE ON WALL OR ADJACENT WALLS TO LATCH SIDES OF DOORS, SIGN TO BE PLACED CENTERED ON DOORS.

PLACEMENT OF SIGNS ON DOOR IS NOT SUGGESTED AND SHOULD BE IMPLEMENTED WHEN ALL OTHER PLACEMENT OPTIONS ARE NOT FEASIBLE

DOOR IN A RECESSED WALL

DOOR BETWEEN VARYING RECESSED WALLS

UNIQUE MOUNTING POSITION
3/8" = 1'-0"

CONTRACTOR SHALL VERIFY ALL DIMENSIONS & REPORT ANY INCONSISTENCIES TO THE ARCHITECT BEFORE PROCEEDING WITH THE WORK.

THESE DRAWINGS ARE PROTECTED BY THE COPYRIGHT ACT. ANY REPRODUCTION IN WHOLE OR IN PART IS PROHIBITED BY LAW. THESE DRAWINGS REMAIN THE PROPERTY OF THE ARCHITECT OR HIS AGENT AND SHALL NOT BE ALTERED IN ANY MANNER OR USED ON ANY OTHER PROJECT.

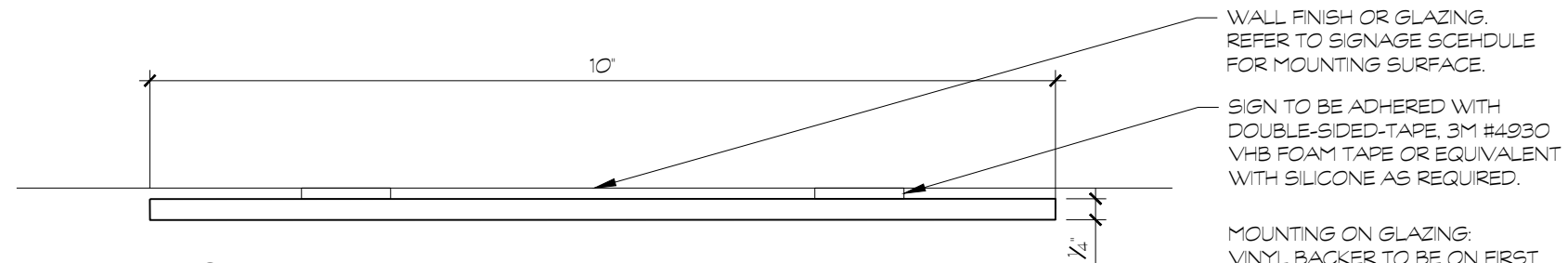
PROJECT NO.	20045
DRAWN BY	ML
CHECKED BY	DC
SCALE	AS NOTED

**SIGNAGE PACKAGE
MOUNTING GUIDELINES**

G-0.6

REVISIONS

1	Issued for Owner Review	2021-11-09
2	Issued for Owner Review	2021-11-23



A1.1 TOP VIEW

1:2

PER SIGNAGE SCHEDULE S-O.1 AND S-O.2, ROOM ID SIGNS FOR OFFICE ROOM 108, 120 AND 147 WHICH REMAIN BLANK (NO ROOM MESSAGE / ROOM NUMBER ONLY) SHALL HAVE MELAMINE FINISH OVER WHITE ACRYLIC PANEL TO PERMIT USE OF WHITEBOARD DRY ERASE MARKERS.

ACRYLIC 1/4" PANEL C/W TACTILE ROOM NAME LETTERING, 5/8" CAP.H., RAISED 1/32" FROM PANEL TO MEET ADA/AODA STANDARDS. PANEL COLOUR TO BE WHITE. ROOM NAME TO BE ACCENT COLOUR 1, FRENCH TRANSLATION TO BE ACCENT COLOUR 2. REFER TO SIGNAGE SCHEDULE FOR LETTERING COLOUR THEME.

GRADE 1 BRAILLE, RAISED 1/32" FROM PANEL, TO MEET AODA STANDARDS. COLOUR TO MATCH BACKGROUND FABRICATOR TO PROVIDE CORRECT BRAILLE.

ACCENT COLOUR 3

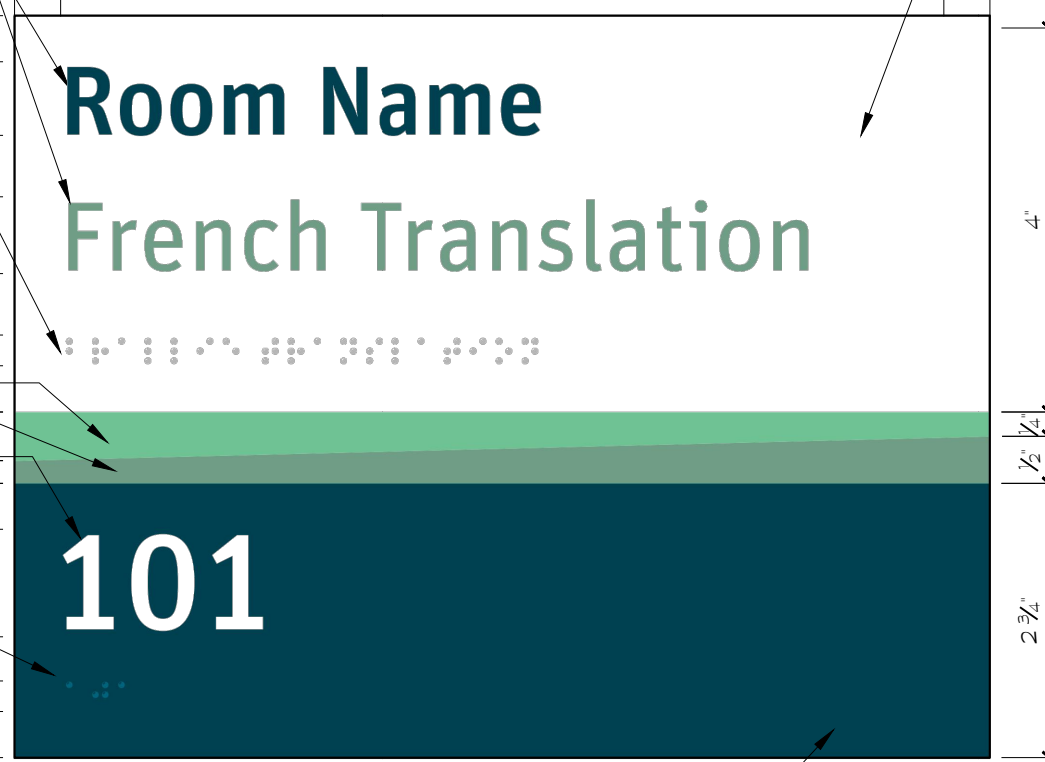
ACCENT COLOUR 2

TACTILE ROOM NUMBER LETTERING, 1" CAP.H., RAISED 1/32" FROM PANEL TO MEET ADA/AODA STANDARDS. PANEL COLOUR TO BE WHITE. LETTERING TO MATCH CLINIC PROGRAM THEME.

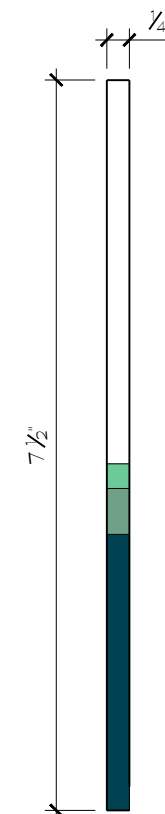
GRADE 1 BRAILLE, RAISED 0.8mm FROM PANEL, TO MEET AODA STANDARDS. COLOUR TO MATCH BACKGROUND FABRICATOR TO PROVIDE CORRECT BRAILLE.

A1.1 ROOM ID - PLAQUE

1:2



MOUNTING ON GLAZING:
VINYL BACKER TO BE ON FIRST SURFACE OF GLAZING. VINYL COLOUR TO MATCH PANTONE COOL GREY 3C. PLAQUE TO BE ADHERED TO VINYL.



SIDE VIEW

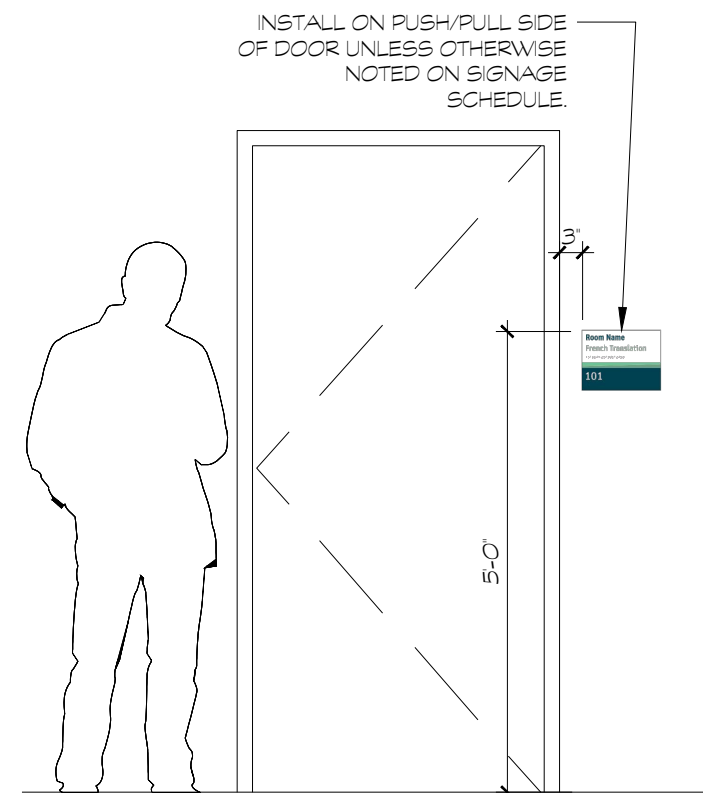
1:2

GENERAL NOTES:
FABRICATOR TO VERIFY ALL SITE CONDITIONS AND DIMENSIONS PRIOR TO PRODUCTION. ANY DISCREPANCIES TO BE REPORTED BACK TO BÉLANGER SALACH ARCHITECTURE FOR FURTHER PRODUCTION.

INSTALLER MUST ENSURE APPROPRIATE ANCHORS, FASTENERS, AND OR ADHESIVES USED, ARE IN ACCORDANCE WITH INDIVIDUAL LOCATIONS TO ENSURE SECURE INSTALLATIONS, WITH MAXIMUM SECURITY AND SAFETY.

DRAWINGS ARE FOR DESIGN INTENT PURPOSES ONLY. SHOP DRAWINGS ARE TO BE PROVIDED BY FABRICATOR.

REFER TO SIGNAGE SCHEDULE AND COLOUR STANDARDS FOR ACCENT COLOURS.



TYPICAL INSTALLATION ELEVATION

1:25


CONTRACTOR SHALL VERIFY ALL DIMENSIONS & REPORT ANY INCONSISTENCIES TO THE ARCHITECT BEFORE PROCEEDING WITH THE WORK.

THESE DRAWINGS ARE PROTECTED BY THE COPYRIGHT ACT. ANY REPRODUCTION IN WHOLE OR IN PART IS PROHIBITED BY LAW. THESE DRAWINGS REMAIN THE PROPERTY OF THE ARCHITECT OR HIS AGENT AND SHALL NOT BE ALTERED IN ANY MANNER OR USED ON ANY OTHER PROJECT.

PROJECT NO.	20045
DRAWN BY	ML
CHECKED BY	DC
SCALE	AS NOTED

ROOM ID PLAQUE

A-1.1



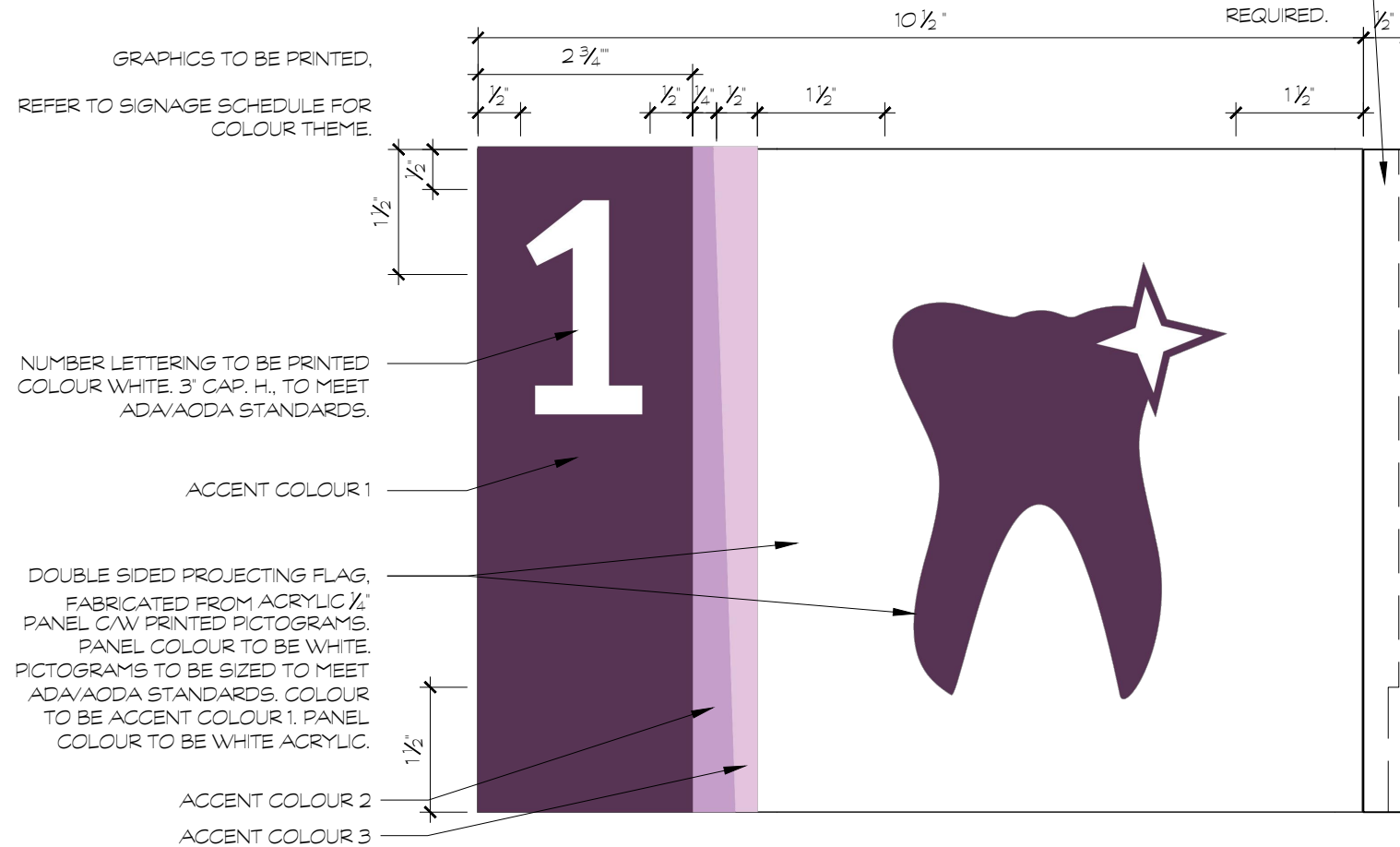
ALUMINUM BRACKET MOUNTED FLUSH TO WALL. SIGN SLIDES OVER BRACKET AND SECURED USING APPROPRIATE COUNTERSUNK SCREWS AS REQUIRED.

GENERAL NOTES:
FABRICATOR TO VERIFY ALL SITE CONDITIONS AND DIMENSIONS PRIOR TO PRODUCTION. ANY DISCREPANCIES TO BE REPORTED BACK TO BÉLANGER SALACH ARCHITECTURE FOR FURTHER PRODUCTION.

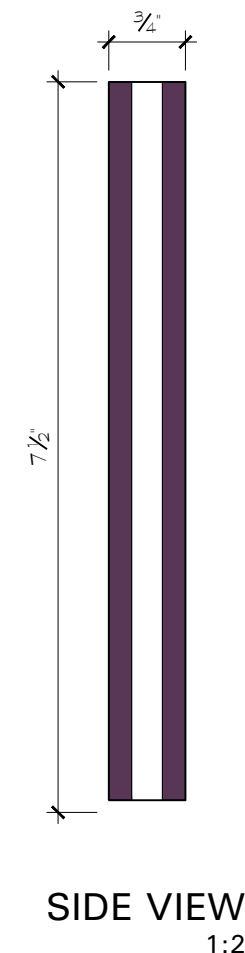
INSTALLER MUST ENSURE APPROPRIATE ANCHORS, FASTENERS, AND OR ADHESIVES USED, ARE IN ACCORDANCE WITH INDIVIDUAL LOCATIONS TO ENSURE SECURE INSTALLATIONS, WITH MAXIMUM SECURITY AND SAFETY.

DRAWINGS ARE FOR DESIGN INTENT PURPOSES ONLY. SHOP DRAWINGS ARE TO BE PROVIDED BY FABRICATOR.

REFER TO SIGNAGE SCHEDULE AND COLOUR STANDARDS FOR ACCENT COLOURS.

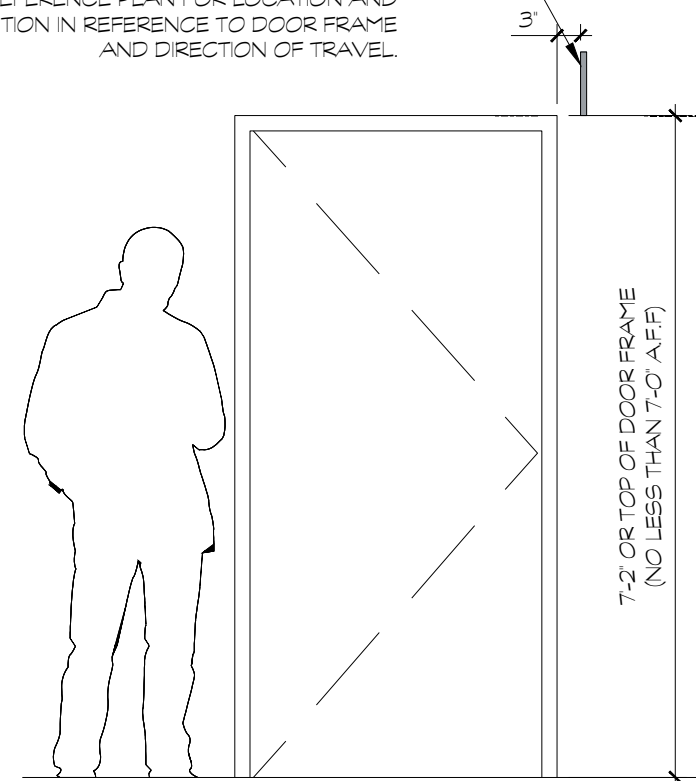


A1.2 ROOM ID - PROJECTING FLAG
1:2

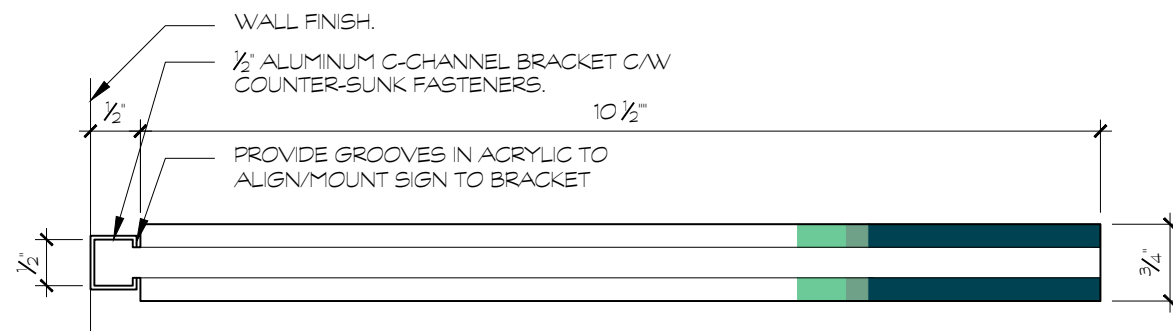


DOUBLE SIDED ROOM ID PROJECTING FLAG.

BRACKET MOUNTED FLUSH TO WALL. SIGN SLIDES OVER BRACKET AND SECURED USING APPROPRIATE COUNTERSUNK SCREWS AS REQUIRED. REFER TO SIGNAGE REFERENCE PLAN FOR LOCATION AND POSITION IN REFERENCE TO DOOR FRAME AND DIRECTION OF TRAVEL.



TYPICAL INSTALLATION ELEVATION
1:25



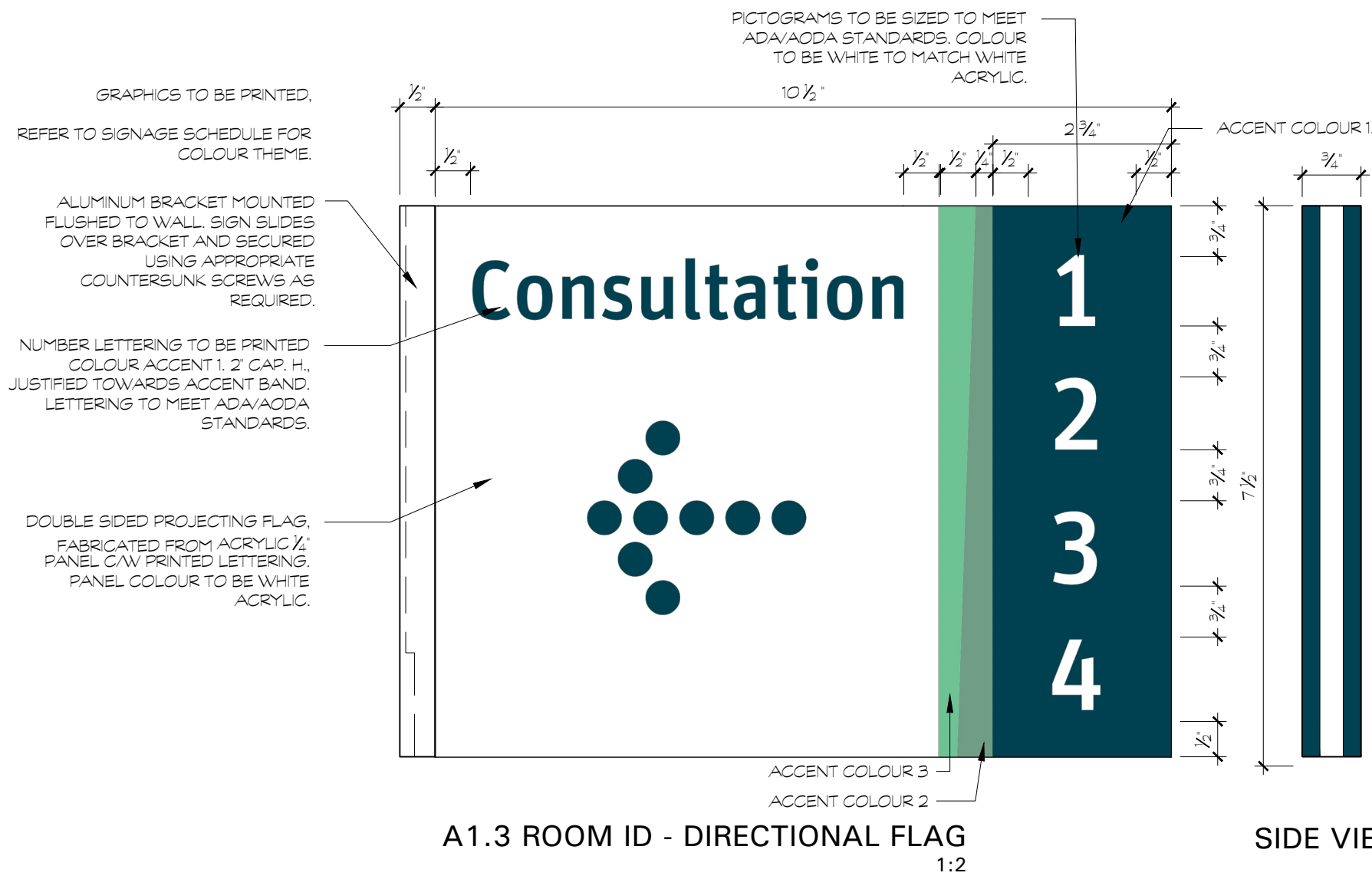
A1.3 TOP VIEW (BOTTOM VIEW IS SIMILAR)
1:2

GENERAL NOTES:
FABRICATOR TO VERIFY ALL SITE CONDITIONS AND DIMENSIONS PRIOR TO PRODUCTION. ANY DISCREPANCIES TO BE REPORTED BACK TO BÉLANGER SALACH ARCHITECTURE FOR FURTHER PRODUCTION.

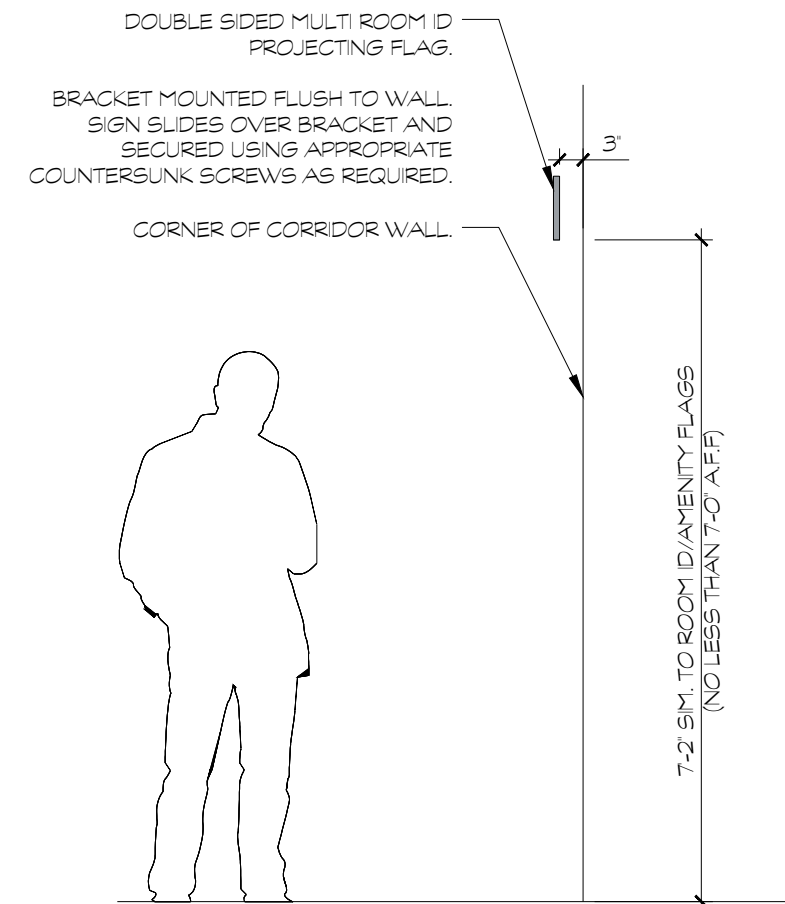
INSTALLER MUST ENSURE APPROPRIATE ANCHORS, FASTENERS, AND OR ADHESIVES USED, ARE IN ACCORDANCE WITH INDIVIDUAL LOCATIONS TO ENSURE SECURE INSTALLATIONS, WITH MAXIMUM SECURITY AND SAFETY.

DRAWINGS ARE FOR DESIGN INTENT PURPOSES ONLY. SHOP DRAWINGS ARE TO BE PROVIDED BY FABRICATOR.

REFER TO SIGNAGE SCHEDULE AND COLOUR STANDARDS FOR ACCENT COLOURS.



A1.3 ROOM ID - DIRECTIONAL FLAG
1:2



SIDE VIEW
1:2

TYPICAL INSTALLATION ELEVATION
1:25

CONTRACTOR SHALL VERIFY ALL DIMENSIONS & REPORT ANY INCONSISTENCIES TO THE ARCHITECT BEFORE PROCEEDING WITH THE WORK.

THESE DRAWINGS ARE PROTECTED BY THE COPYRIGHT ACT. ANY REPRODUCTION IN WHOLE OR IN PART IS PROHIBITED BY LAW. THESE DRAWINGS REMAIN THE PROPERTY OF THE ARCHITECT OR HIS AGENT AND SHALL NOT BE ALTERED IN ANY MANNER OR USED ON ANY OTHER PROJECT.

PROJECT NO.	20045
DRAWN BY	ML
CHECKED BY	DC
SCALE	AS NOTED

**ROOM ID
DIRECTIONAL FLAG**

A-1.3

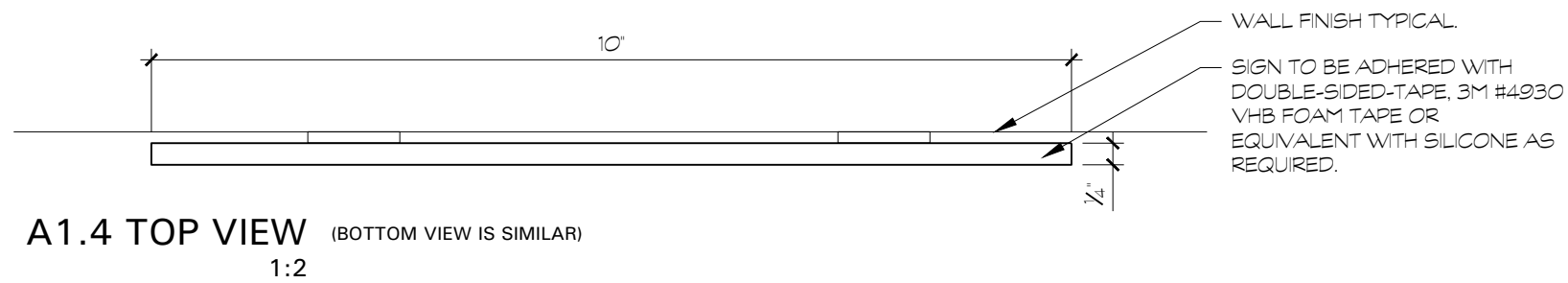
CONTRACTOR SHALL VERIFY ALL DIMENSIONS & REPORT ANY INCONSISTENCIES TO THE ARCHITECT BEFORE PROCEEDING WITH THE WORK.

THESE DRAWINGS ARE PROTECTED BY THE COPYRIGHT ACT. ANY REPRODUCTION IN WHOLE OR IN PART IS PROHIBITED BY LAW. THESE DRAWINGS REMAIN THE PROPERTY OF THE ARCHITECT OR HIS AGENT AND SHALL NOT BE ALTERED IN ANY MANNER OR USED ON ANY OTHER PROJECT.

PROJECT NO.	20045
DRAWN BY	ML
CHECKED BY	DC
SCALE	AS NOTED

**AMENITY ID
PLAQUE**

A-1.4

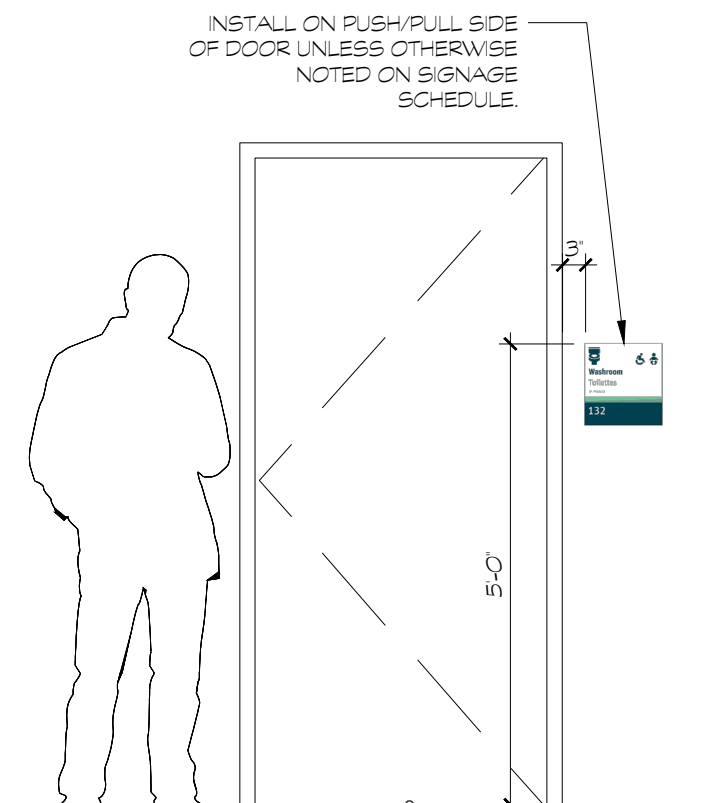
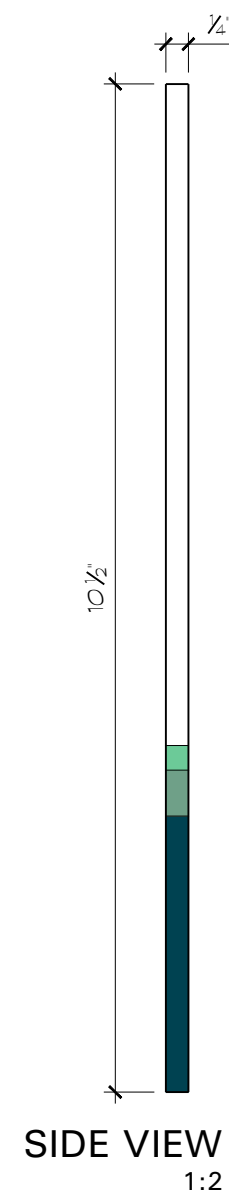



GENERAL NOTES:
FABRICATOR TO VERIFY ALL SITE CONDITIONS AND DIMENSIONS PRIOR TO PRODUCTION. ANY DISCREPANCIES TO BE REPORTED BACK TO BÉLANGER SALACH ARCHITECTURE FOR FURTHER PRODUCTION.

INSTALLER MUST ENSURE APPROPRIATE ANCHORS, FASTENERS, AND OR ADHESIVES USED, ARE IN ACCORDANCE WITH INDIVIDUAL LOCATIONS TO ENSURE SECURE INSTALLATIONS, WITH MAXIMUM SECURITY AND SAFETY.

DRAWINGS ARE FOR DESIGN INTENT PURPOSES ONLY. SHOP DRAWINGS ARE TO BE PROVIDED BY FABRICATOR.

REFER TO SIGNAGE SCHEDULE AND COLOUR STANDARDS FOR ACCENT COLOURS.





GENERAL NOTES:
FABRICATOR TO VERIFY ALL SITE CONDITIONS AND DIMENSIONS PRIOR TO PRODUCTION. ANY DISCREPANCIES TO BE REPORTED BACK TO BÉLANGER SALACH ARCHITECTURE FOR FURTHER PRODUCTION.

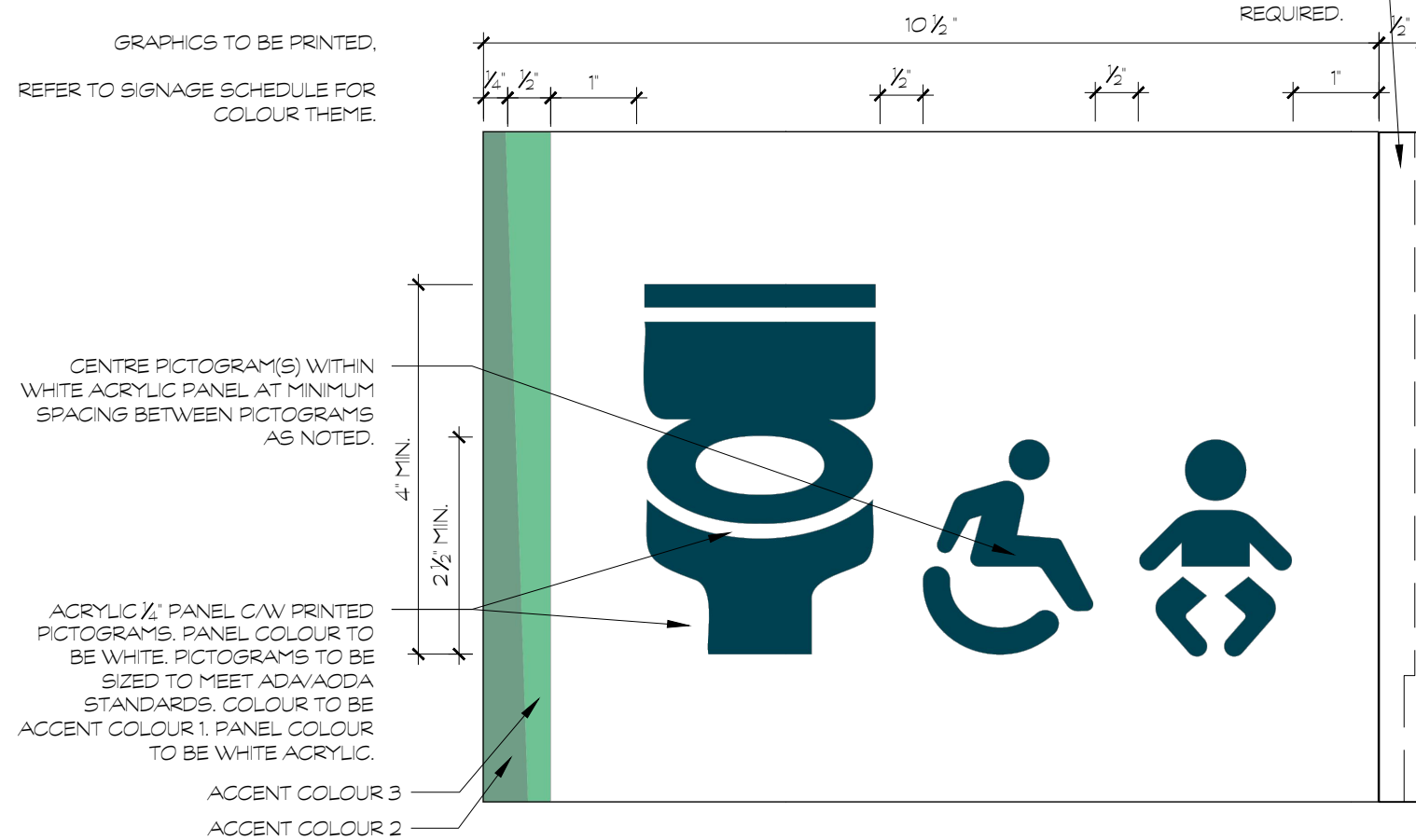
INSTALLER MUST ENSURE APPROPRIATE ANCHORS, FASTENERS, AND OR ADHESIVES USED, ARE IN ACCORDANCE WITH INDIVIDUAL LOCATIONS TO ENSURE SECURE INSTALLATIONS, WITH MAXIMUM SECURITY AND SAFETY.

DRAWINGS ARE FOR DESIGN INTENT PURPOSES ONLY. SHOP DRAWINGS ARE TO BE PROVIDED BY FABRICATOR.

REFER TO SIGNAGE SCHEDULE AND COLOUR STANDARDS FOR ACCENT COLOURS.

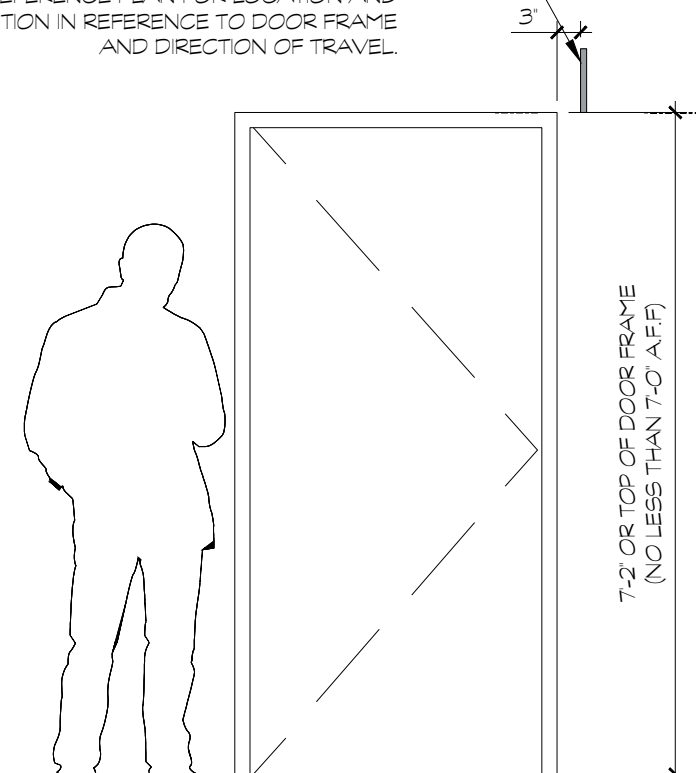
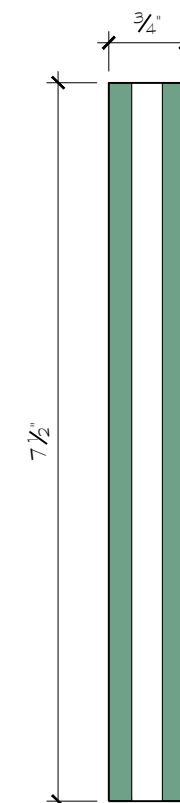
ALUMINUM BRACKET MOUNTED FLUSH TO WALL. SIGN SLIDES OVER BRACKET AND SECURED USING APPROPRIATE COUNTERSUNK SCREWS AS REQUIRED.

GRAPHICS TO BE PRINTED, REFER TO SIGNAGE SCHEDULE FOR COLOUR THEME.



DOUBLE SIDED ROOM ID PROJECTING FLAG.

BRACKET MOUNTED FLUSH TO WALL. SIGN SLIDES OVER BRACKET AND SECURED USING APPROPRIATE COUNTERSUNK SCREWS AS REQUIRED. REFER TO SIGNAGE REFERENCE PLAN FOR LOCATION AND POSITION IN REFERENCE TO DOOR FRAME AND DIRECTION OF TRAVEL.



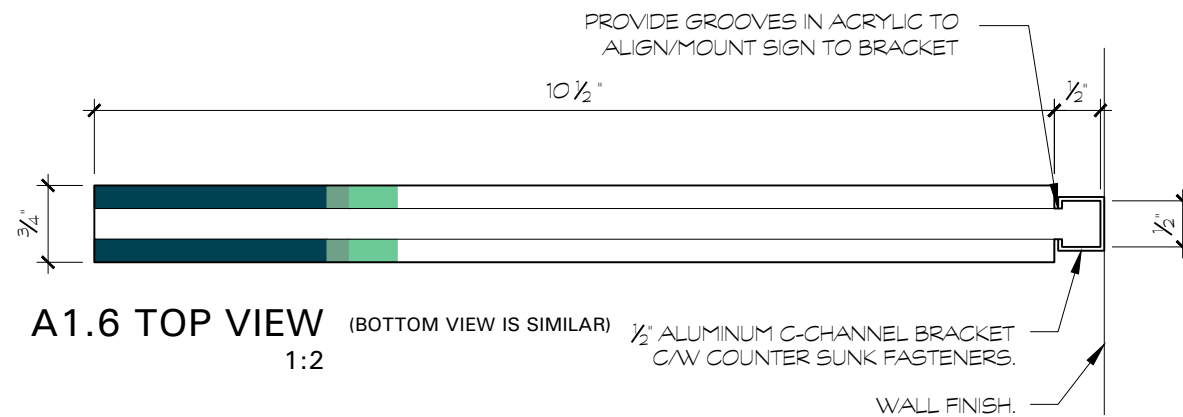
CONTRACTOR SHALL VERIFY ALL DIMENSIONS & REPORT ANY INCONSISTENCIES TO THE ARCHITECT BEFORE PROCEEDING WITH THE WORK.

THESE DRAWINGS ARE PROTECTED BY THE COPYRIGHT ACT. ANY REPRODUCTION IN WHOLE OR IN PART IS PROHIBITED BY LAW. THESE DRAWINGS REMAIN THE PROPERTY OF THE ARCHITECT OR HIS AGENT AND SHALL NOT BE ALTERED IN ANY MANNER OR USED ON ANY OTHER PROJECT.

PROJECT NO. 20045
DRAWN BY ML
CHECKED BY DC
SCALE AS NOTED

**AMENITY ID
PROJECTING FLAG**

A-1.5

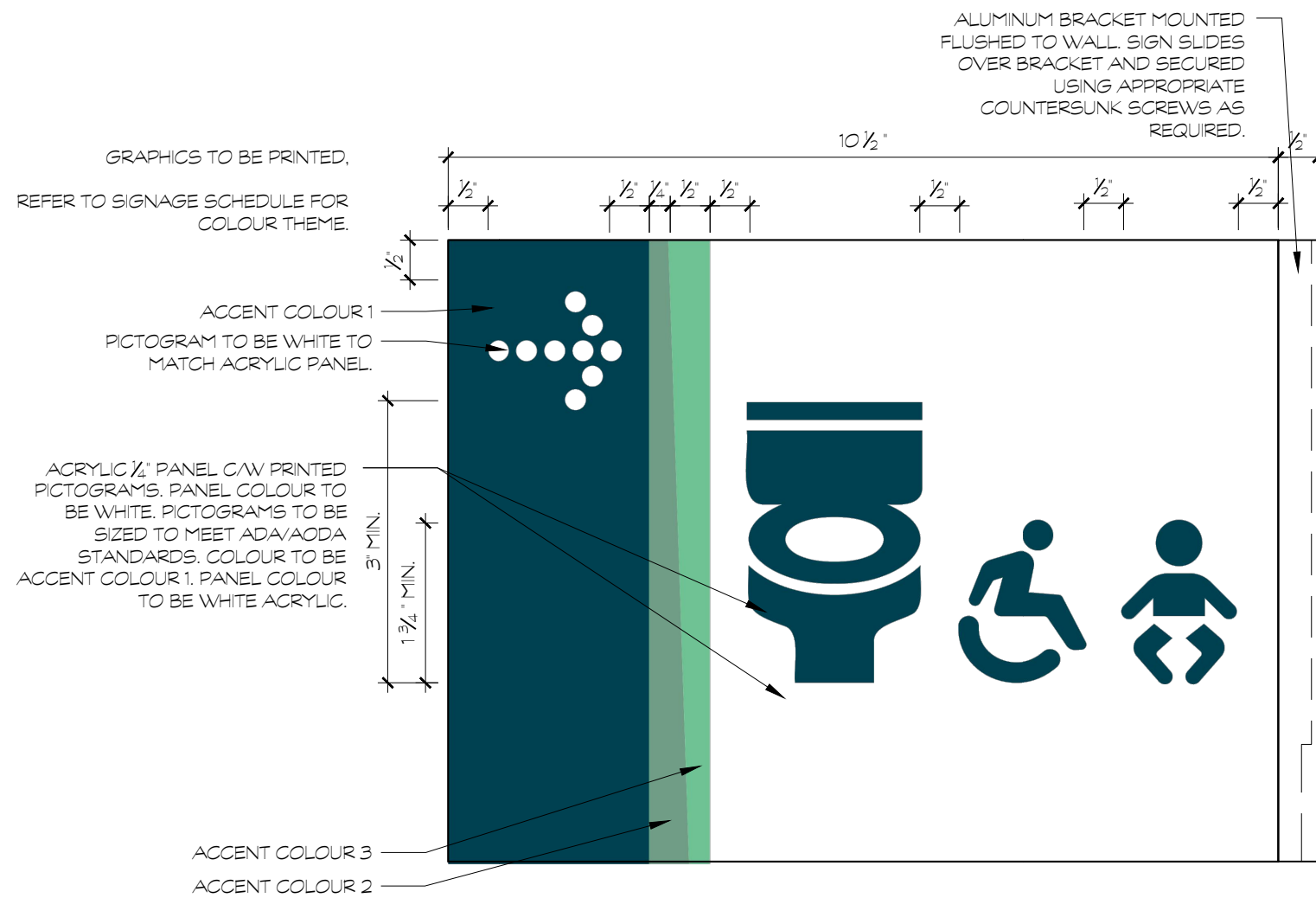


GENERAL NOTES:
FABRICATOR TO VERIFY ALL SITE CONDITIONS AND DIMENSIONS PRIOR TO PRODUCTION. ANY DISCREPANCIES TO BE REPORTED BACK TO BÉLANGER SALACH ARCHITECTURE FOR FURTHER PRODUCTION.


INSTALLER MUST ENSURE APPROPRIATE ANCHORS, FASTENERS, AND OR ADHESIVES USED, ARE IN ACCORDANCE WITH INDIVIDUAL LOCATIONS TO ENSURE SECURE INSTALLATIONS, WITH MAXIMUM SECURITY AND SAFETY.

DRAWINGS ARE FOR DESIGN INTENT PURPOSES ONLY. SHOP DRAWINGS ARE TO BE PROVIDED BY FABRICATOR.

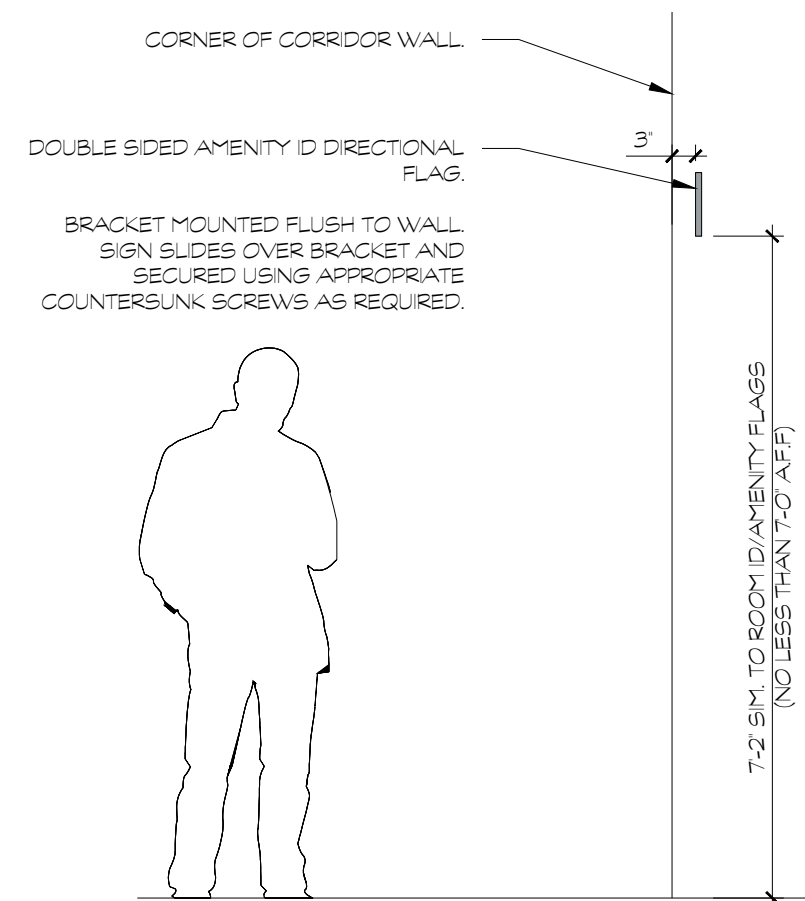
REFER TO SIGNAGE SCHEDULE AND COLOUR STANDARDS FOR ACCENT COLOURS.



A1.6 AMENITY ID - DIRECTIONAL FLAG
1:2



SIDE VIEW
1:2



TYPICAL INSTALLATION ELEVATION
1:25

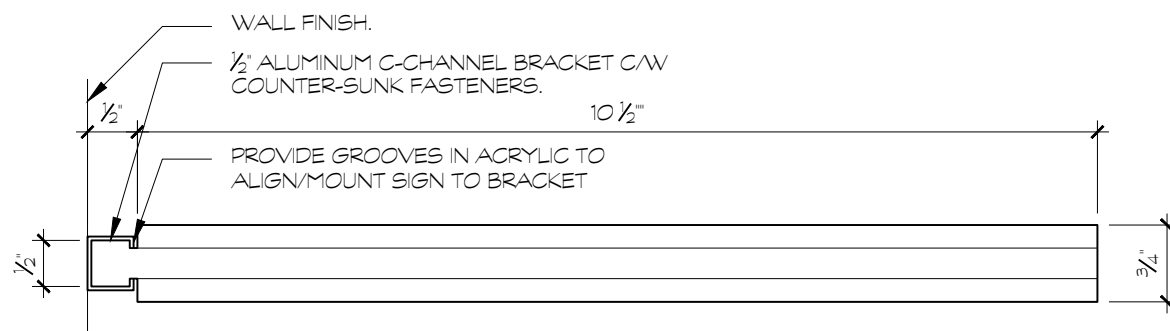
CONTRACTOR SHALL VERIFY ALL DIMENSIONS & REPORT ANY INCONSISTENCIES TO THE ARCHITECT BEFORE PROCEEDING WITH THE WORK.

THESE DRAWINGS ARE PROTECTED BY THE COPYRIGHT ACT. ANY REPRODUCTION IN WHOLE OR IN PART IS PROHIBITED BY LAW. THESE DRAWINGS REMAIN THE PROPERTY OF THE ARCHITECT OR HIS AGENT AND SHALL NOT BE ALTERED IN ANY MANNER OR USED ON ANY OTHER PROJECT.

PROJECT NO.	20045
DRAWN BY	ML
CHECKED BY	DC
SCALE	AS NOTED

**AMENITY ID
DIRECTIONAL FLAG**

A-1.6



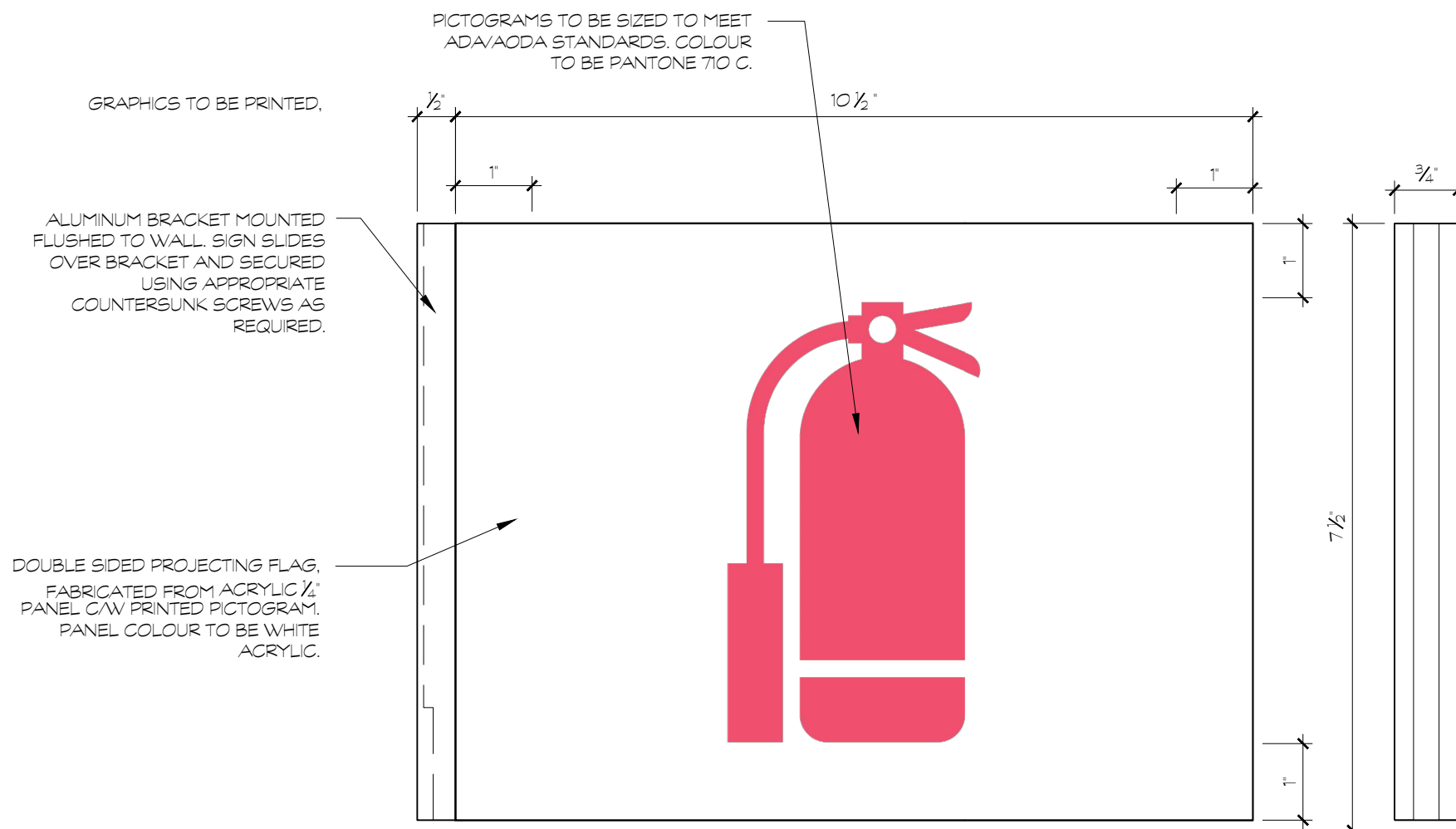
A1.7 TOP VIEW (BOTTOM VIEW IS SIMILAR)
1:2

GENERAL NOTES:
FABRICATOR TO VERIFY ALL SITE CONDITIONS AND DIMENSIONS PRIOR TO PRODUCTION. ANY DISCREPANCIES TO BE REPORTED BACK TO BÉLANGER SALACH ARCHITECTURE FOR FURTHER PRODUCTION.

INSTALLER MUST ENSURE APPROPRIATE ANCHORS, FASTENERS, AND OR ADHESIVES USED, ARE IN ACCORDANCE WITH INDIVIDUAL LOCATIONS TO ENSURE SECURE INSTALLATIONS, WITH MAXIMUM SECURITY AND SAFETY.

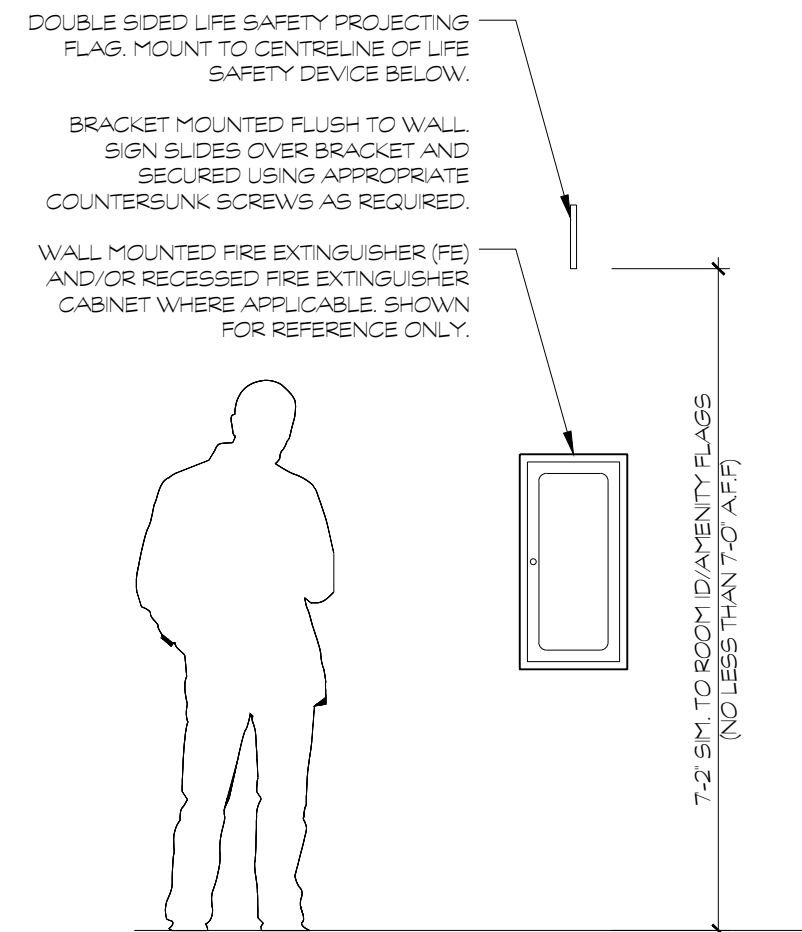
DRAWINGS ARE FOR DESIGN INTENT PURPOSES ONLY. SHOP DRAWINGS ARE TO BE PROVIDED BY FABRICATOR.

REFER TO SIGNAGE SCHEDULE AND COLOUR STANDARDS FOR ACCENT COLOURS.

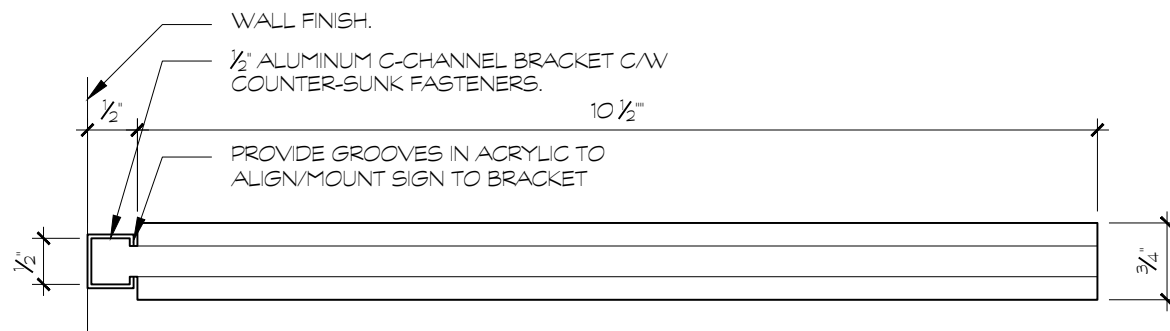


A1.7 LIFE SAFETY - PROJECTING FLAG
1:2

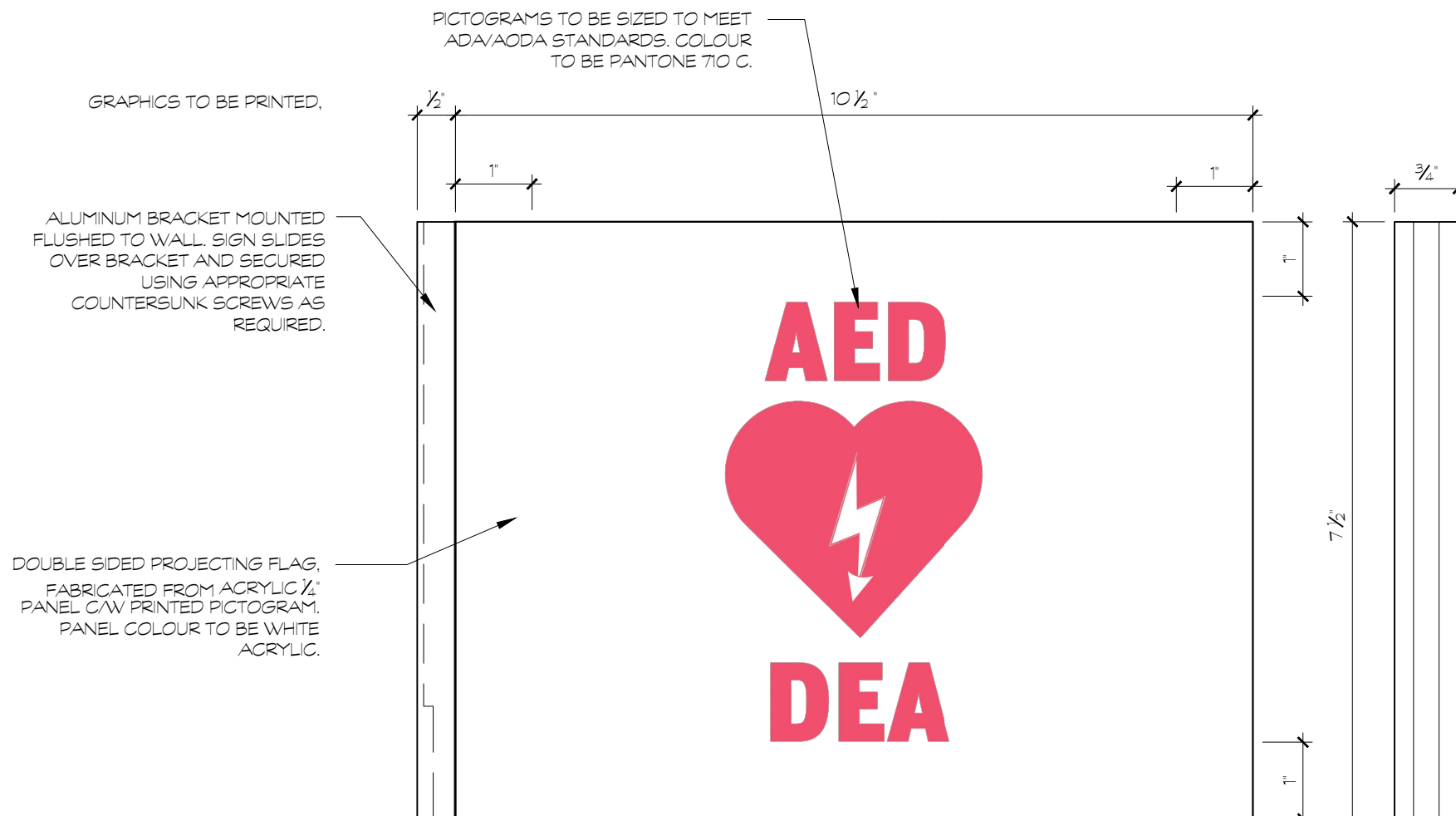
SIDE VIEW
1:2



TYPICAL INSTALLATION ELEVATION
1:25

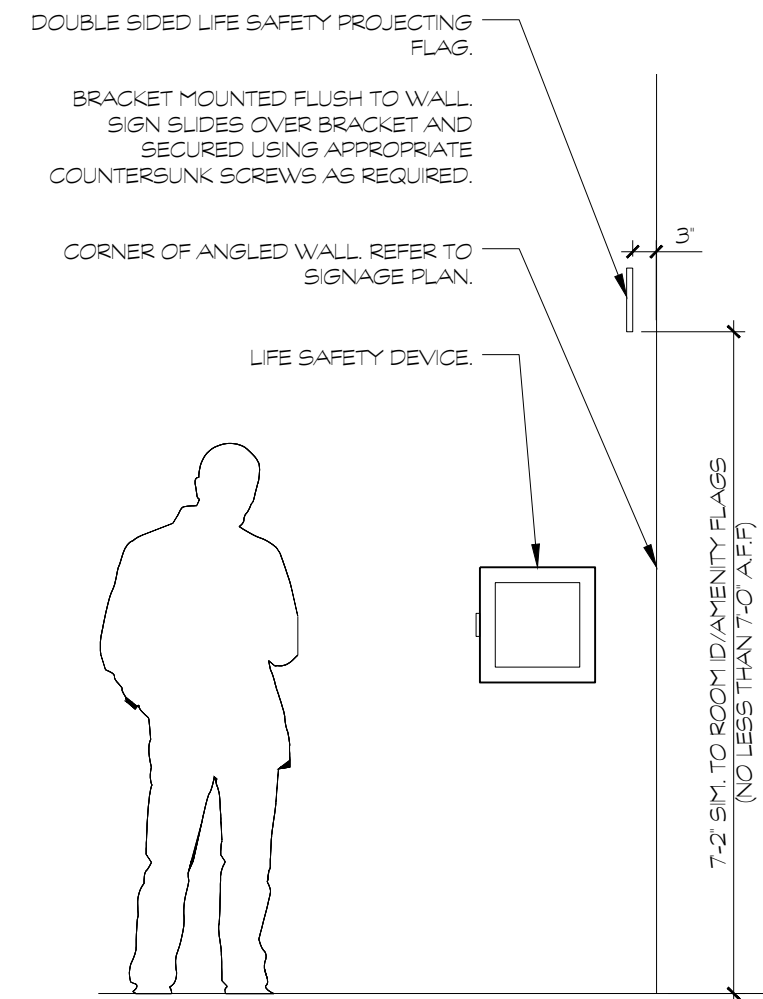


A1.7 TOP VIEW (BOTTOM VIEW IS SIMILAR)
1:2



A1.7 LIFE SAFETY - PROJECTING FLAG
1:2

SIDE VIEW
1:2



TYPICAL INSTALLATION ELEVATION
1:25

GENERAL NOTES:
FABRICATOR TO VERIFY ALL SITE CONDITIONS AND DIMENSIONS PRIOR TO PRODUCTION. ANY DISCREPANCIES TO BE REPORTED BACK TO BÉLANGER SALACH ARCHITECTURE FOR FURTHER PRODUCTION.

INSTALLER MUST ENSURE APPROPRIATE ANCHORS, FASTENERS, AND OR ADHESIVES USED, ARE IN ACCORDANCE WITH INDIVIDUAL LOCATIONS TO ENSURE SECURE INSTALLATIONS, WITH MAXIMUM SECURITY AND SAFETY.

DRAWINGS ARE FOR DESIGN INTENT PURPOSES ONLY. SHOP DRAWINGS ARE TO BE PROVIDED BY FABRICATOR.

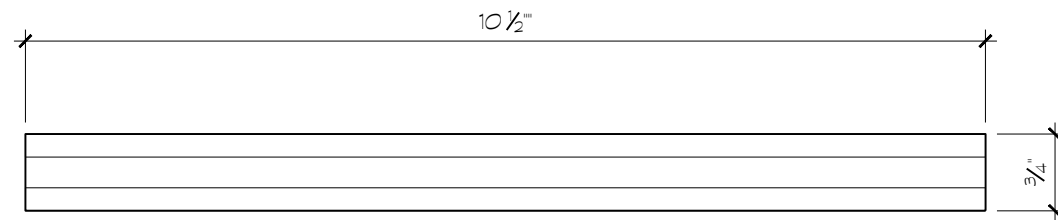
REFER TO SIGNAGE SCHEDULE AND COLOUR STANDARDS FOR ACCENT COLOURS.

GENERAL NOTES:
FABRICATOR TO VERIFY ALL SITE CONDITIONS AND DIMENSIONS PRIOR TO PRODUCTION. ANY DISCREPANCIES TO BE REPORTED BACK TO BÉLANGER SALACH ARCHITECTURE FOR FURTHER PRODUCTION.

INSTALLER MUST ENSURE APPROPRIATE ANCHORS, FASTENERS, AND OR ADHESIVES USED, ARE IN ACCORDANCE WITH INDIVIDUAL LOCATIONS TO ENSURE SECURE INSTALLATIONS, WITH MAXIMUM SECURITY AND SAFETY.

DRAWINGS ARE FOR DESIGN INTENT PURPOSES ONLY. SHOP DRAWINGS ARE TO BE PROVIDED BY FABRICATOR.

REFER TO SIGNAGE SCHEDULE AND COLOUR STANDARDS FOR ACCENT COLOURS.



A1.8 TOP VIEW (BOTTOM VIEW IS SIMILAR)
1:2

CEILING FINISH.
1/2" ALUMINUM C-CHANNEL BRACKET C/W
COUNTER-SUNK FASTENERS.

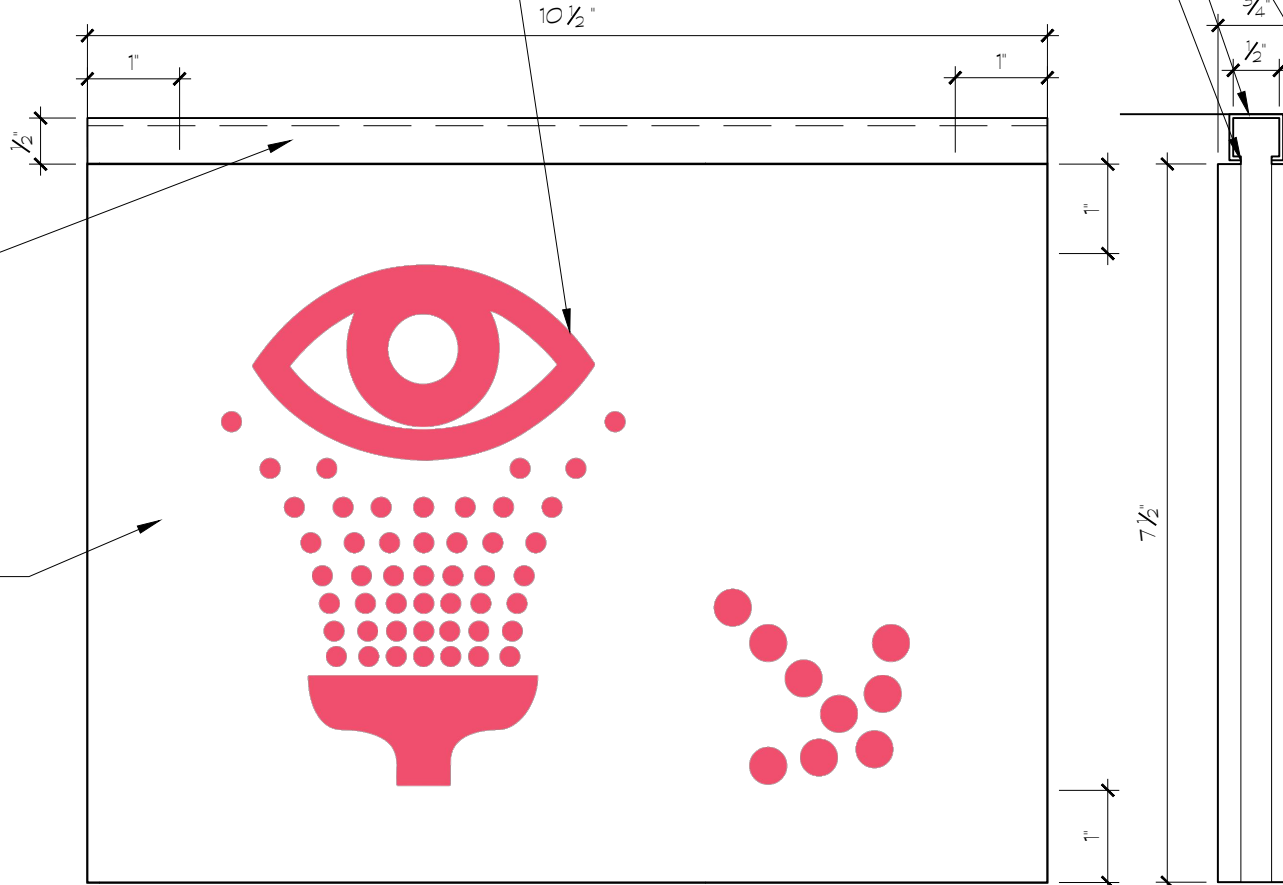
PROVIDE GROOVES IN ACRYLIC TO
ALIGN/MOUNT SIGN TO BRACKET

PICTOGRAMS TO BE SIZED TO MEET
ADA/AODA STANDARDS. COLOUR
TO BE PANTONE 710 C.

GRAPHICS TO BE PRINTED,

ALUMINUM BRACKET MOUNTED
FLUSHED TO CEILING. SIGN SLIDES
OVER BRACKET AND SECURED
USING APPROPRIATE
COUNTERSUNK SCREWS AS
REQUIRED.

DOUBLE SIDED CEILING MOUNTED
FLAG, FABRICATED FROM ACRYLIC
1/4" PANEL C/W PRINTED PICTOGRAM.
PANEL COLOUR TO BE WHITE
ACRYLIC.



A1.8 LIFE SAFETY - CEILING MOUNTED FLAG
1:2


SIDE VIEW
1:2

DOUBLE SIDED LIFE SAFETY
PROJECTING FLAG. MOUNT TO
CENTRELINE OF LIFE SAFETY
DEVICE BELOW.

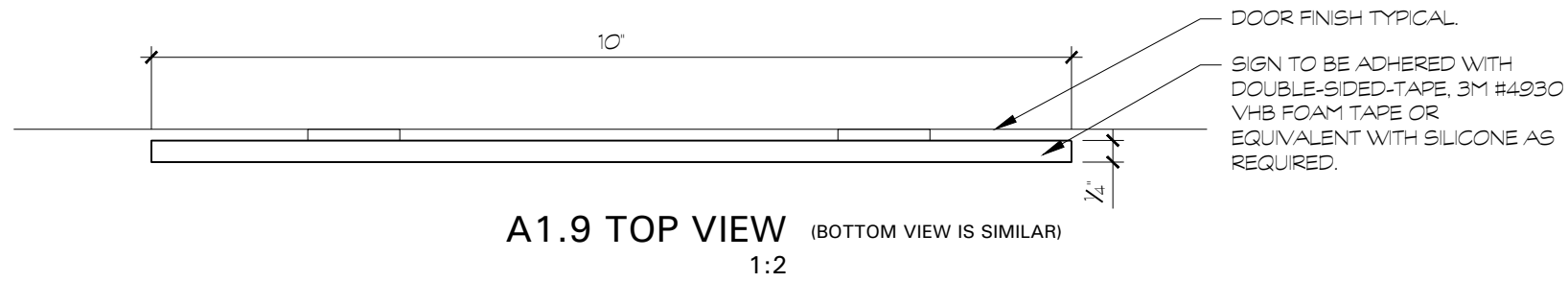
BRACKET MOUNTED FLUSH TO
CEILING FINISH. IF MOUNTING
WITHIN ACTILE CEILING SYSTEM,
CENTRE BRACKET TO ACTILE
T-BAR GRID. SIGN SLIDES OVER
BRACKET AND SECURED USING
APPROPRIATE COUNTERSUNK
SCREWS AS REQUIRED.

CEILING FINISH VARIES. WHERE
APPLICABLE PROVIDE BLOCKING
IF MOUNTING ON GWB FINISH OR
SECURE ACTILE T-BAR GRID AS
REQUIRED.

VARIES
(REFER TO RCP FOR CEILING HEIGHT)



TYPICAL INSTALLATION ELEVATION
1:25



GENERAL NOTES:
 FABRICATOR TO VERIFY ALL SITE CONDITIONS AND DIMENSIONS PRIOR TO PRODUCTION. ANY DISCREPANCIES TO BE REPORTED BACK TO BÉLANGER SALACH ARCHITECTURE FOR FURTHER PRODUCTION.

INSTALLER MUST ENSURE APPROPRIATE ANCHORS, FASTENERS, AND OR ADHESIVES USED, ARE IN ACCORDANCE WITH INDIVIDUAL LOCATIONS TO ENSURE SECURE INSTALLATIONS, WITH MAXIMUM SECURITY AND SAFETY.

DRAWINGS ARE FOR DESIGN INTENT PURPOSES ONLY. SHOP DRAWINGS ARE TO BE PROVIDED BY FABRICATOR.

REFER TO SIGNAGE SCHEDULE AND COLOUR STANDARDS FOR ACCENT COLOURS.

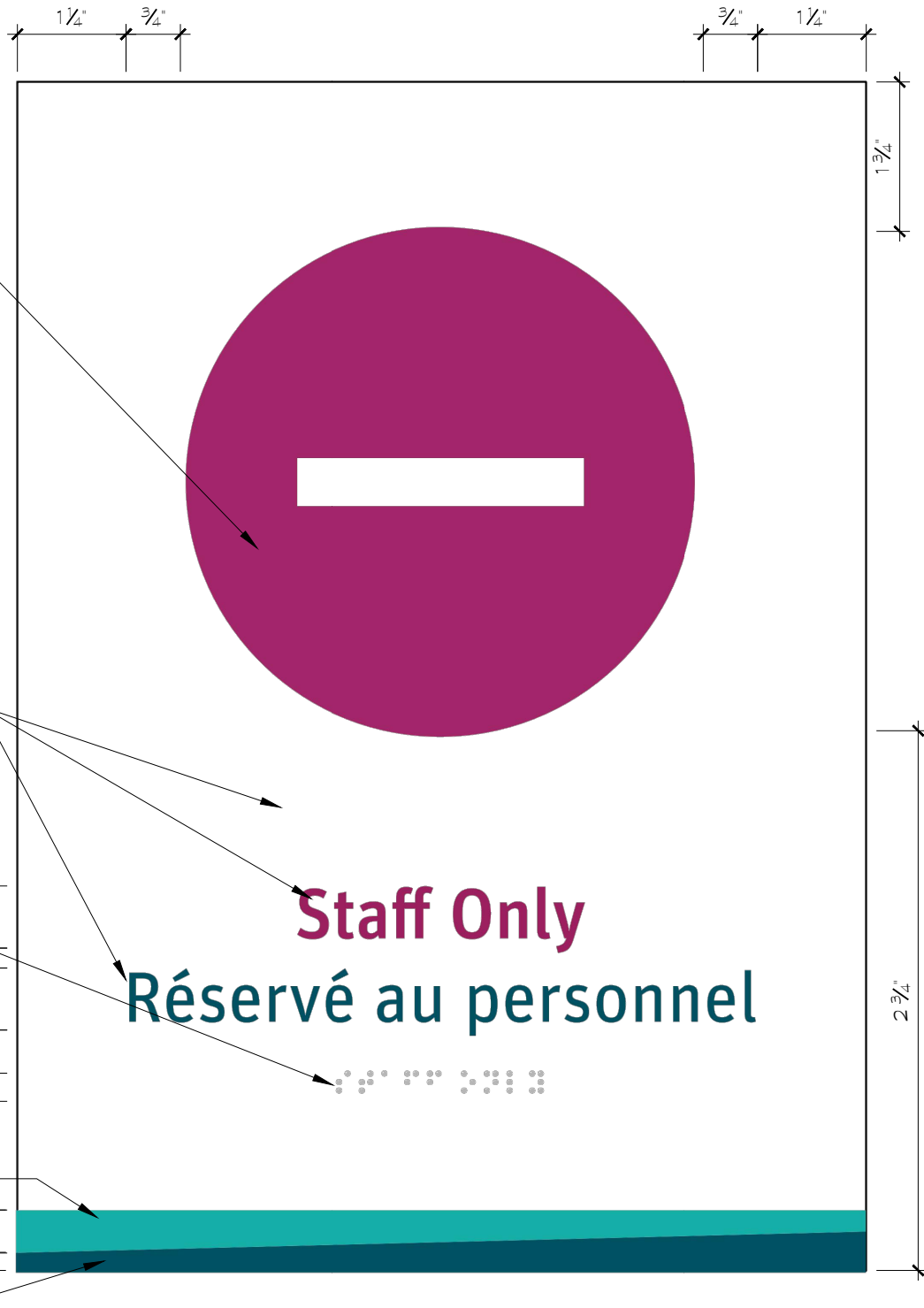
PICTOGRAM TO BE SIZED TO MEET ADA/AODA STANDARDS. COLOUR TO BE ACCENT COLOUR 1. REFER TO SIGNAGE SCHEDULE FOR LETTERING COLOUR THEME.

ACRYLIC 1/4" PANEL C/W TACTILE LETTERING, 5/8" CAP.H., RAISED 1/32" FROM PANEL TO MEET ADA/AODA STANDARDS. PANEL COLOUR TO BE WHITE. LETTERING TO BE ACCENT COLOUR 1, FRENCH TRANSLATION TO BE ACCENT COLOUR 2. REFER TO SIGNAGE SCHEDULE FOR LETTERING COLOUR THEME.

GRADE 1 BRAILLE, RAISED 1/32" FROM PANEL, TO MEET AODA STANDARDS. COLOUR TO MATCH BACKGROUND FABRICATOR TO PROVIDE CORRECT BRAILLE.

ACCENT COLOUR 3
 1"
 1/2"
 ACCENT COLOUR 2
 1/4"

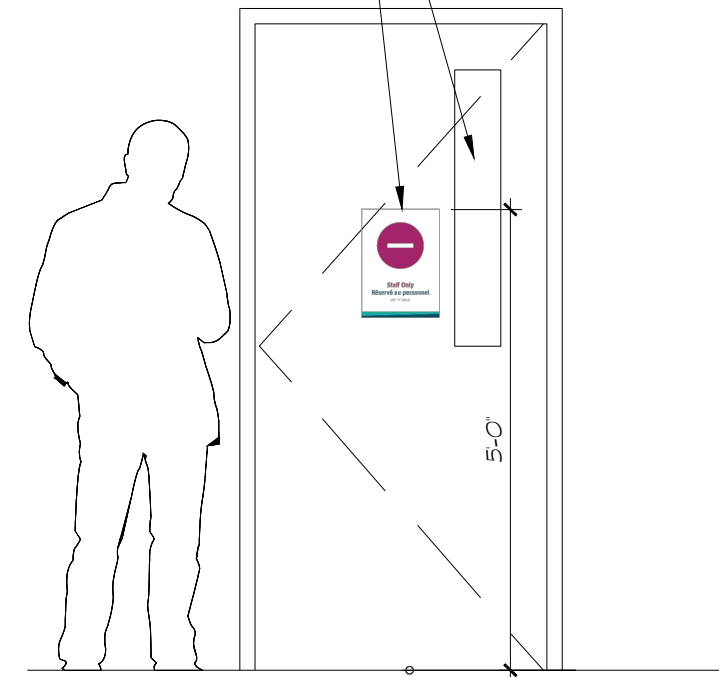
A1.9 GENERAL INFORMATION - STAFF ONLY 1:2



SIDE VIEW 1:2

GLAZED DOOR LITE C/W FROSTED FILM BY GENERAL CONTRACTOR.

INSTALL ON PUBLIC SIDE OF DOOR UNLESS OTHERWISE NOTED ON SIGNAGE SCHEDULE. CENTRE SIGN HORIZONTALLY ON DOOR.



TYPICAL INSTALLATION ELEVATION 1:25



Public Health
 Sudbury and Districts
 Elm Place Clinics

40 Elm St. Sudbury ON
 Issued for Construction - 22-01-11

REVISIONS

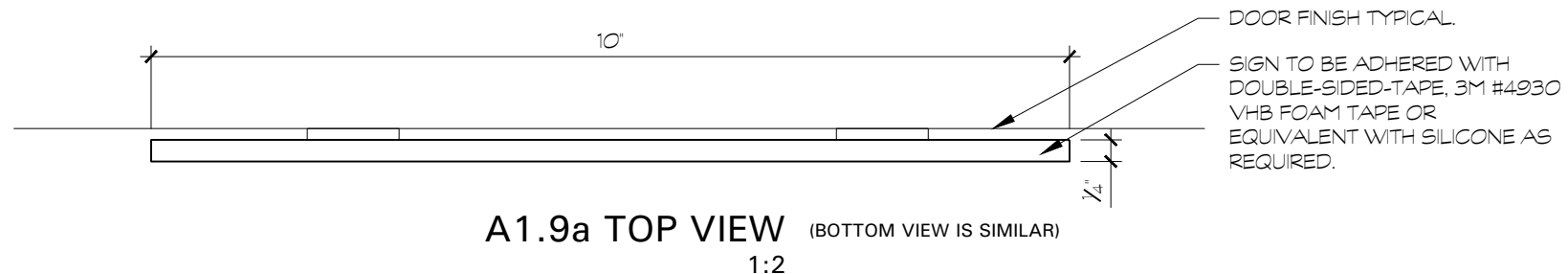
CONTRACTOR SHALL VERIFY ALL DIMENSIONS & REPORT ANY INCONSISTENCIES TO THE ARCHITECT BEFORE PROCEEDING WITH THE WORK.

THESE DRAWINGS ARE PROTECTED BY THE COPYRIGHT ACT. ANY REPRODUCTION IN WHOLE OR IN PART IS PROHIBITED BY LAW. THESE DRAWINGS REMAIN THE PROPERTY OF THE ARCHITECT OR HIS AGENT AND SHALL NOT BE ALTERED IN ANY MANNER OR USED ON ANY OTHER PROJECT.

PROJECT NO.	20045
DRAWN BY	ML
CHECKED BY	DC
SCALE	AS NOTED

GENERAL INFORMATION
 STAFF ONLY SIGN

A-1.9

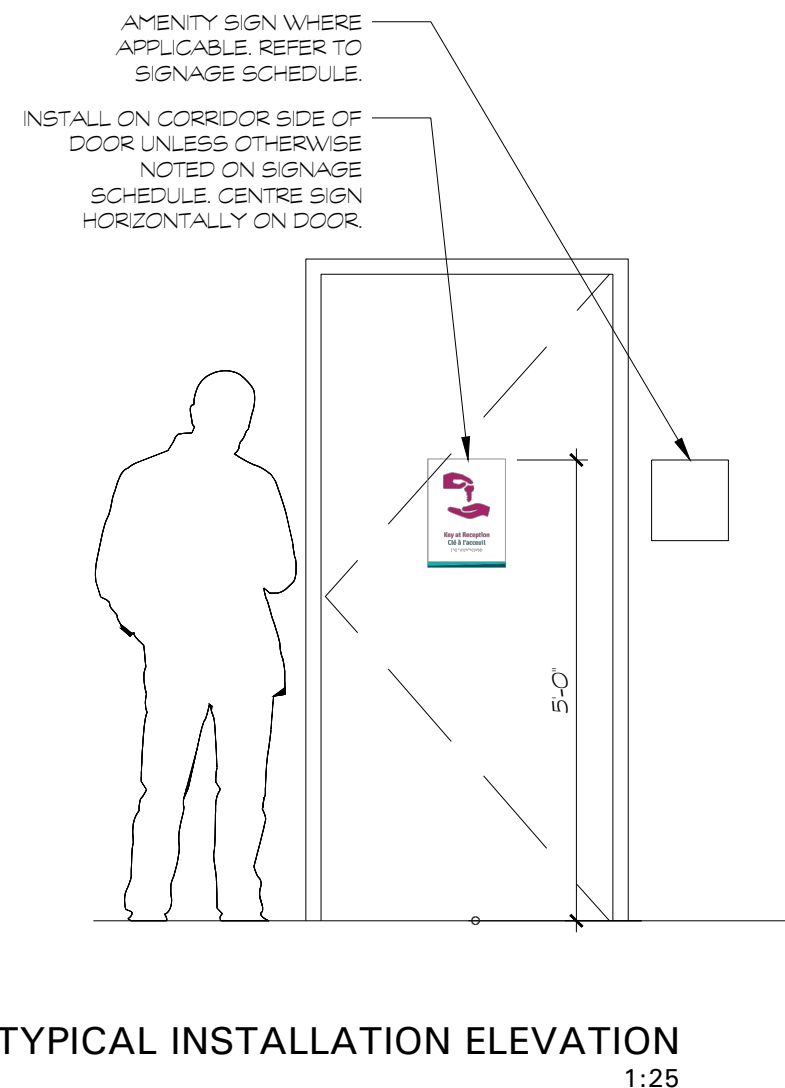
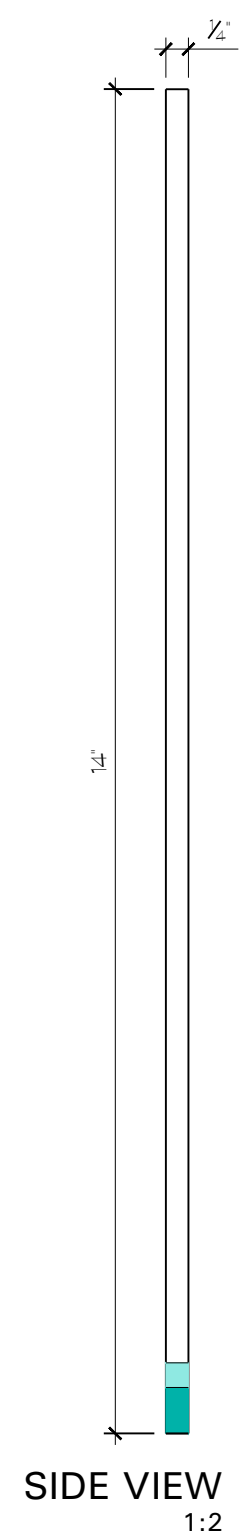
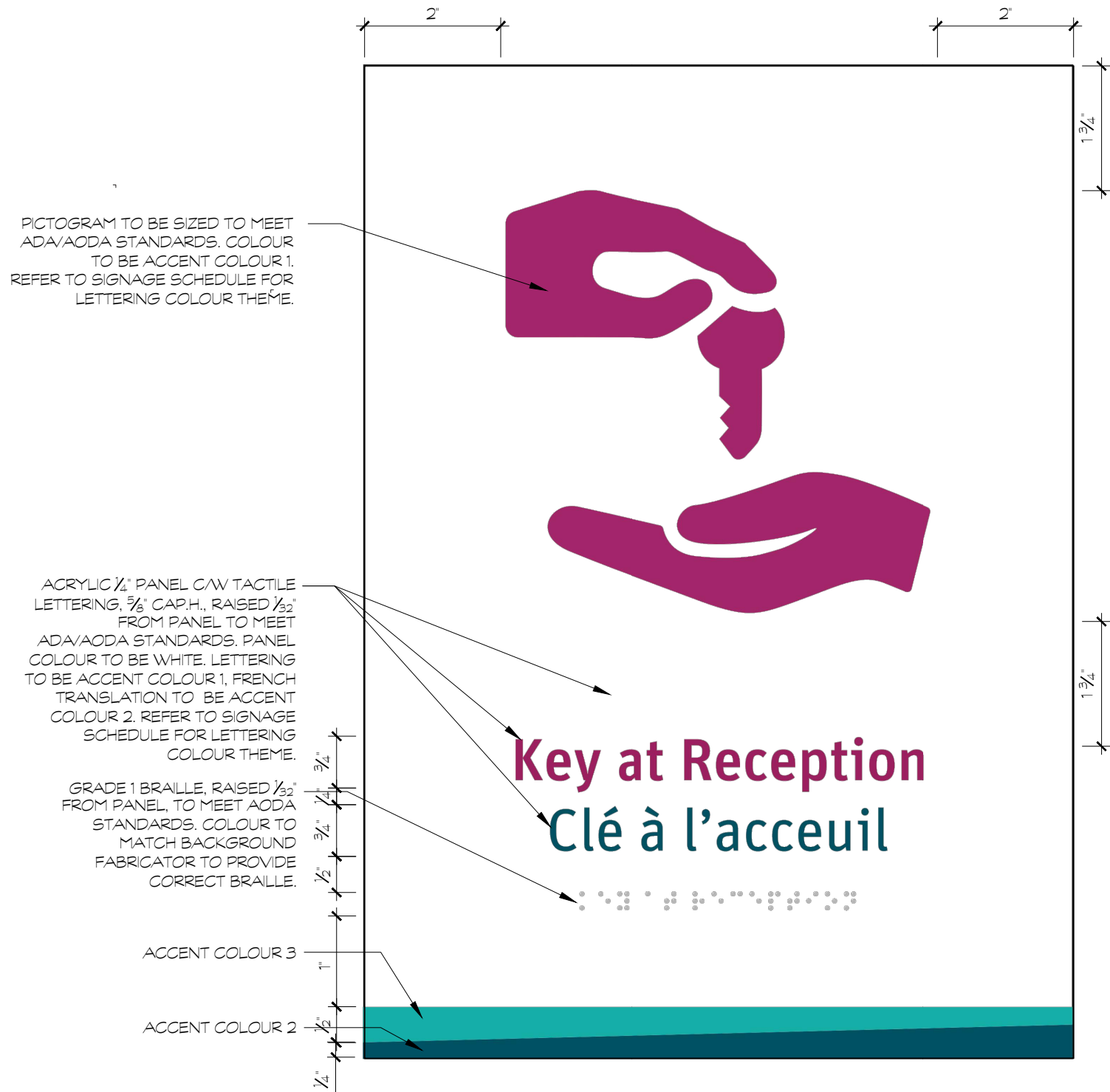


GENERAL NOTES:
 FABRICATOR TO VERIFY ALL SITE CONDITIONS AND DIMENSIONS PRIOR TO PRODUCTION. ANY DISCREPANCIES TO BE REPORTED BACK TO BÉLANGER SALACH ARCHITECTURE FOR FURTHER PRODUCTION.

INSTALLER MUST ENSURE APPROPRIATE ANCHORS, FASTENERS, AND OR ADHESIVES USED, ARE IN ACCORDANCE WITH INDIVIDUAL LOCATIONS TO ENSURE SECURE INSTALLATIONS, WITH MAXIMUM SECURITY AND SAFETY.

DRAWINGS ARE FOR DESIGN INTENT PURPOSES ONLY. SHOP DRAWINGS ARE TO BE PROVIDED BY FABRICATOR.

REFER TO SIGNAGE SCHEDULE AND COLOUR STANDARDS FOR ACCENT COLOURS.



A1.9a GENERAL INFORMATION - KEY AT RECEPTION
1:2

SIDE VIEW
1:2

TYPICAL INSTALLATION ELEVATION
1:25



Public Health
Sudbury and Districts
Elm Place Clinics

40 Elm St. Sudbury ON

Issued for Construction - 22-01-11

REVISIONS

1	Issued for Owner Review	2021-11-09
2	Issued for Owner Review	2021-11-23

CONTRACTOR SHALL VERIFY ALL DIMENSIONS & REPORT ANY INCONSISTENCIES TO THE ARCHITECT BEFORE PROCEEDING WITH THE WORK.

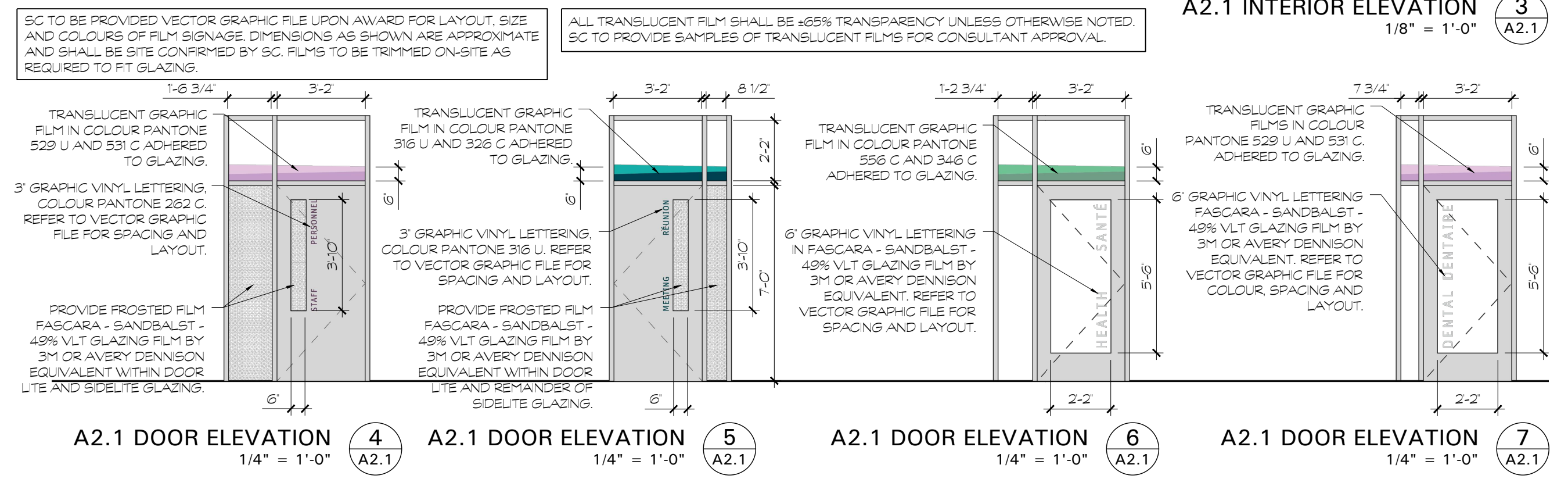
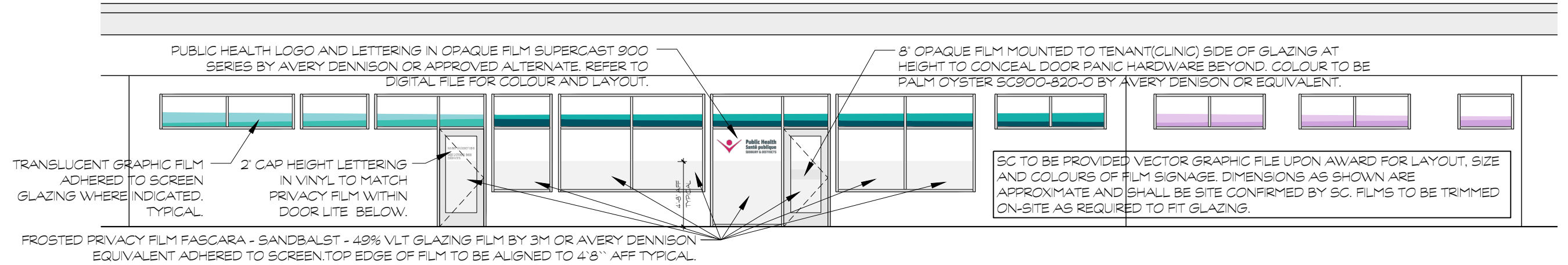
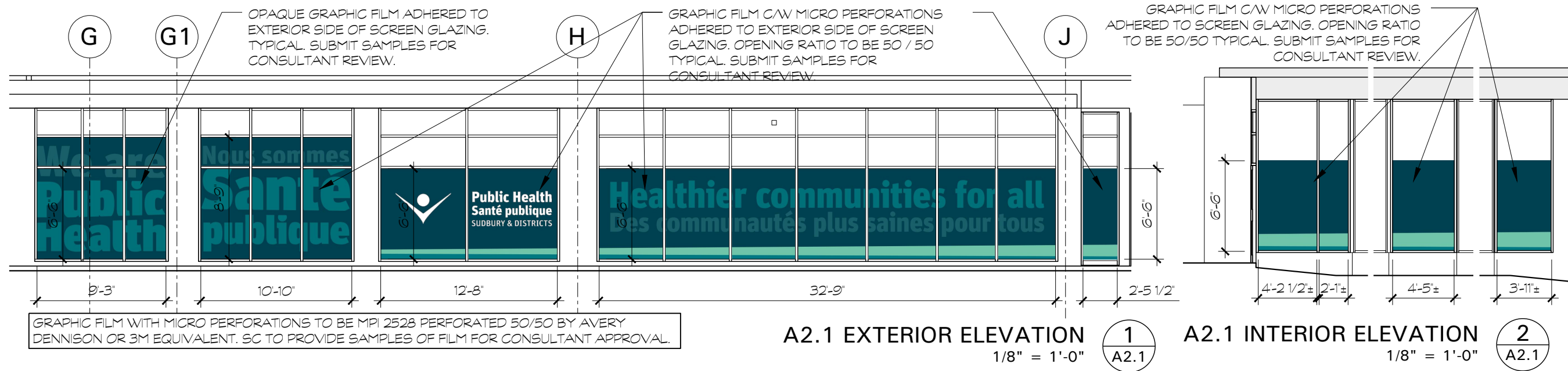
THESE DRAWINGS ARE PROTECTED BY THE COPYRIGHT ACT. ANY REPRODUCTION IN WHOLE OR IN PART IS PROHIBITED BY LAW. THESE DRAWINGS REMAIN THE PROPERTY OF THE ARCHITECT OR HIS AGENT AND SHALL NOT BE ALTERED IN ANY MANNER OR USED ON ANY OTHER PROJECT.

PROJECT NO.	20045
DRAWN BY	ML
CHECKED BY	DC
SCALE	AS NOTED

GENERAL INFORMATION
KEY AT RECEPTION SIGN
(VARIANT)

A-1.9a

1	Issued for Owner Review	2021-11-09
2	Issued for Owner Review	2021-11-23



CONTRACTOR SHALL VERIFY ALL DIMENSIONS & REPORT ANY INCONSISTENCIES TO THE ARCHITECT BEFORE PROCEEDING WITH THE WORK.

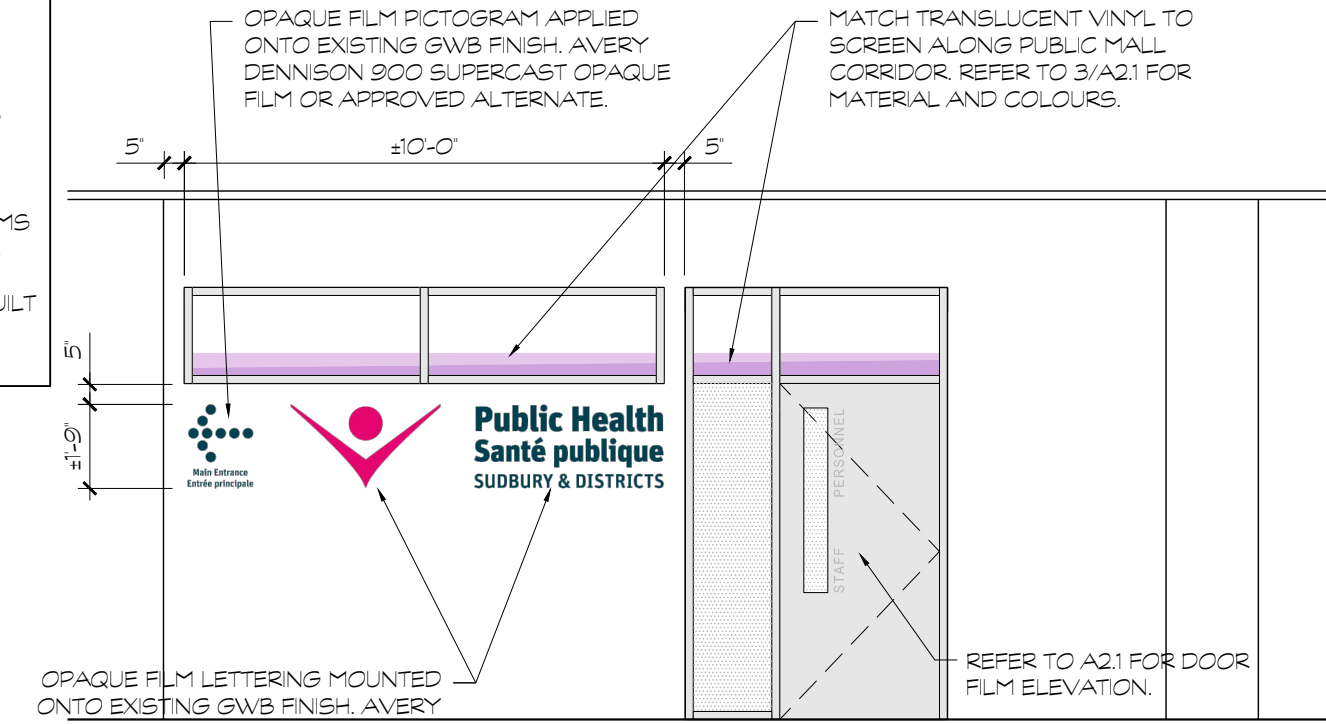
THESE DRAWINGS ARE PROTECTED BY THE COPYRIGHT ACT. ANY REPRODUCTION IN WHOLE OR IN PART IS PROHIBITED BY LAW. THESE DRAWINGS REMAIN THE PROPERTY OF THE ARCHITECT OR HIS AGENT AND SHALL NOT BE ALTERED IN ANY MANNER OR USED ON ANY OTHER PROJECT.

PROJECT NO.	20045
DRAWN BY	ML
CHECKED BY	DC
SCALE	AS NOTED

FILM GRAPHIC ELEVATIONS

A-2.1

SC TO BE PROVIDED VECTOR GRAPHIC FILE UPON AWARD FOR LAYOUT, SIZE AND COLOURS OF FILM SIGNAGE. DIMENSIONS AS SHOWN ARE APPROXIMATE AND SHALL BE SITE CONFIRMED BY SC. FILMS WITHIN GALZING TO BE TRIMMED ON-SITE AS REQUIRED TO FIT AS-BUILT DOOR AND SCREEN GLAZING DIMENSIONS.



OPAQUE FILM LETTERING MOUNTED ONTO EXISTING GWB FINISH. AVERY DENNISON 900 SUPERCAST OPAQUE FILM OR APPROVED ALTERNATE. LETTERING IN COLOUR PANTONE 322 AND LOGO IN COLOUR PANTONE 214.

A2.2 INTERIOR ELEVATION
1/4" = 1'-0"

1
A2.2



Public Health
Sudbury and Districts
Elm Place Clinics

40 Elm St. Sudbury ON

Issued for Construction - 22-01-11

REVISIONS

1	Issued for Owner Review	2021-11-09
2	Issued for Owner Review	2021-11-23

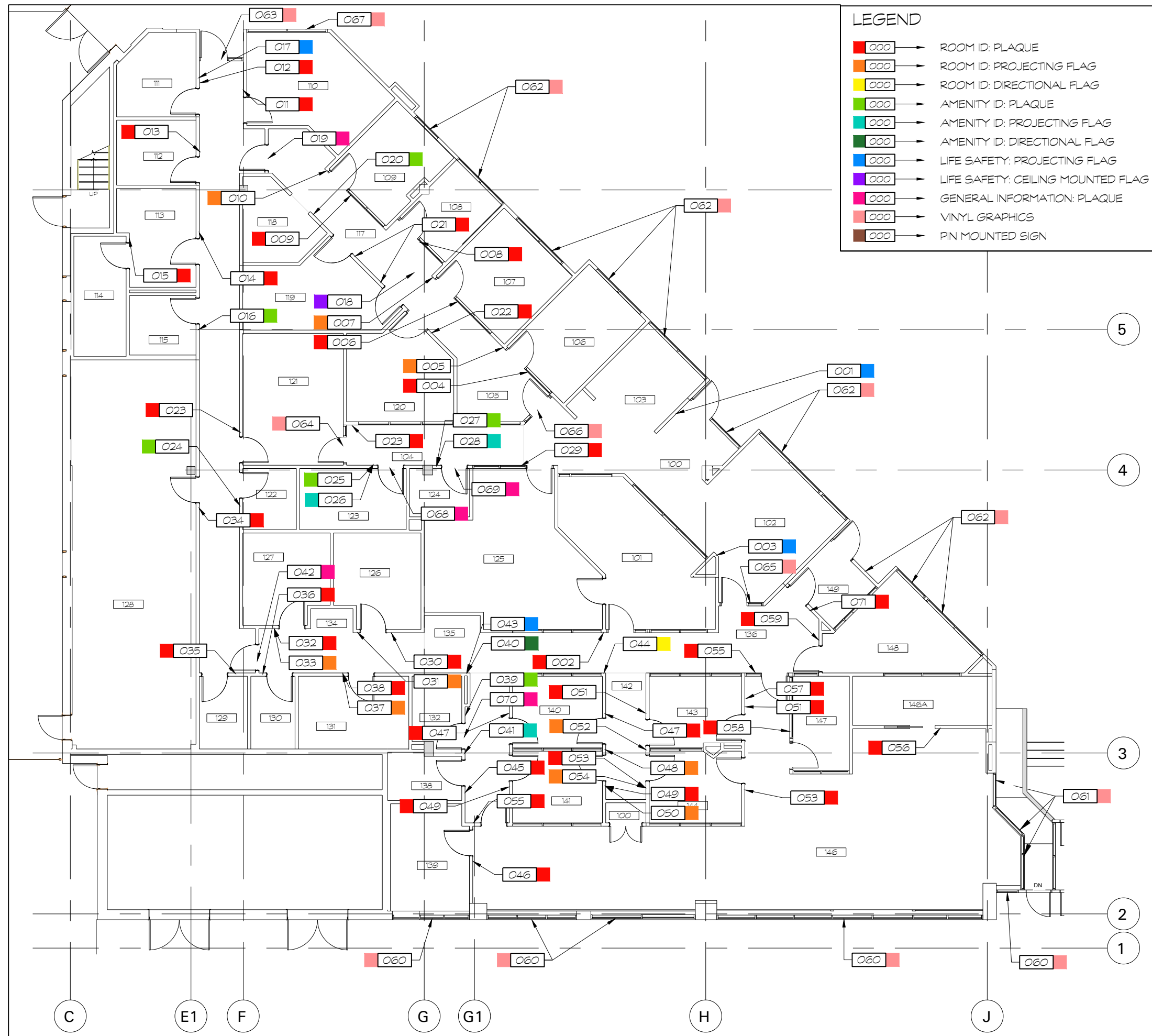
CONTRACTOR SHALL VERIFY ALL DIMENSIONS & REPORT ANY INCONSISTENCIES TO THE ARCHITECT BEFORE PROCEEDING WITH THE WORK.

THESE DRAWINGS ARE PROTECTED BY THE COPYRIGHT ACT. ANY REPRODUCTION IN WHOLE OR IN PART IS PROHIBITED BY LAW. THESE DRAWINGS REMAIN THE PROPERTY OF THE ARCHITECT OR HIS AGENT AND SHALL NOT BE ALTERED IN ANY MANNER OR USED ON ANY OTHER PROJECT.

PROJECT NO.	20045
DRAWN BY	ML
CHECKED BY	DC
SCALE	AS NOTED

**FILM GRAPHIC AND
PIN MOUNTED SIGN
ELEVATIONS**

A-2.2



Public Health Sudbury and Districts - Elm Place Clinics				B5A Job Number: 20045		Date: January 11th, 2022				
SIGNAGE SCHEDULE										
SIGN NO	ROOM NO.	SIGN TYPE	LEVEL	DESCRIPTION	PICTO	ENGLISH MESSAGE	FRENCH MESSAGE	COLOUR THEME	QTY	MOUNTING NOTES
001	100	A1.7	L1	Life Safety ID; Projecting Flag	Fire Extinguisher	N/A	N/A	N/A	1	N/A
002	101	A1.1	L1	Room ID; Plaque	N/A	Reception	Accueil	HT	1	N/A
003	102	A1.7A	L1	Life Safety ID; Projecting Flag	Automated External Defibrillator (AED)	N/A	N/A	PA	1	Mount 3" from corner of partition where indicated on signage floor plan.
004	106	A1.1	L1	Room ID; Plaque	N/A	Treatment Room 1	Salle de traitement 1	SD	1	N/A
005	106	A1.2	L1	Room ID; Projecting Flag	Dental Number Lettering: 1	N/A	N/A	SD	1	Mount on hinge side of door.
006	107	A1.1	L1	Room ID; Plaque	N/A	Treatment Room 2	Salle de traitement 2	SD	1	N/A
007	107	A1.2	L1	Room ID; Projecting Flag	Dental Number Lettering: 2	N/A	N/A	SD	1	Mount on hinge side of door.
008	108	A1.1	L1	Room ID; Plaque	N/A	N/A	N/A	SD	1	N/A
009	109	A1.1	L1	Room ID; Plaque	N/A	Treatment Room 3	Salle de traitement 3	SD	1	N/A
010	109	A1.2	L1	Room ID; Projecting Flag	Dental Number Lettering: 3	N/A	N/A	SD	1	Mount on hinge side of door.
011	110	A1.1	L1	Room ID; Plaque	N/A	Lunch Room	N/A	PA	1	N/A
012	111	A1.1	L1	Room ID; Plaque	N/A	Change Room	N/A	PA	1	N/A
013	112	A1.1	L1	Room ID; Plaque	N/A	N/A	N/A	PA	1	N/A
014	113	A1.1	L1	Room ID; Plaque	N/A	Laboratory	Laboratoire	PA	1	N/A
015	114	A1.1	L1	Room ID; Plaque	N/A	N/A	N/A	PA	1	N/A
016	115	A1.4	L1	Amenity ID; Plaque	Laundry	N/A	N/A	PA	1	N/A
017	116	A1.7	L1	Life Safety ID; Projecting Flag	Fire Extinguisher	N/A	N/A	N/A	1	N/A
018	117	A1.8	L1	Life Safety ID; Ceiling Mounted Flag	Emergency Eyewash ↳ (reverse arrow direction on opposite side)	N/A	N/A	N/A	1	Mount to Acoustic Ceiling Tile grid where indicated on signage floor plan.
019	117	A1.9	L1	General Inforation: Staff Only Sign	No Entry	Staff Only	Réservé au personnel	N/A	1	
020	118	A1.4	L1	Amenity ID; Plaque	X-Ray	X-Ray	Radiographie	SD	1	N/A
021	119	A1.1	L1	Room ID; Plaque	N/A	Sterilization	Stérilisation	SD	2	N/A
022	120	A1.1	L1	Room ID; Plaque	N/A	N/A	N/A	SD	1	N/A
023	121	A1.1	L1	Room ID; Plaque	N/A	Meeting Room	Salle de réunion	PA	2	N/A
024	122	A1.4	L1	Amenity ID; Plaque	Toilet Accessible	Staff Washroom	N/A	PA	1	N/A
025	123	A1.4	L1	Amenity ID; Plaque	Toilet Accessible Change Table	Washroom	Toilettes	PA	1	N/A
026	123	A1.5	L1	Amenity ID; Projecting Flag	Toilet Accessible Change Table	N/A	N/A	PA	1	N/A
027	124	A1.4	L1	Amenity ID; Plaque	Toilet Accessible	Washroom	Toilettes	PA	1	N/A
028	124	A1.5	L1	Amenity ID; Projecting Flag	Toilet Accessible	N/A	N/A	PA	1	N/A
029	125	A1.1	L1	Room ID; Plaque	N/A	N/A	N/A	PA	1	Locate at D125A. Sign at D125B not required.
030	126	A1.1	L1	Room ID; Plaque	N/A	Exam Room 1	Salle d'examen 1	HT	1	N/A
031	126	A1.2	L1	Room ID; Projecting Flag	Number Lettering: 1	N/A	N/A	HT	1	Mount on hinge side of door.
032	127	A1.1	L1	Room ID; Plaque	N/A	Exam Room 2	Salle d'examen 2	HT	1	N/A
033	127	A1.2	L1	Room ID; Projecting Flag	Number Lettering: 2	N/A	N/A	HT	1	Mount on push/pull side of door.
034	128	A1.1	L1	Room ID; Plaque	N/A	Storage Room	N/A	PA	1	N/A
035	129	A1.1	L1	Room ID; Plaque	N/A	Housekeeping	N/A	PA	1	N/A
036	130	A1.1	L1	Room ID; Plaque	N/A	Utility	N/A	HT	1	N/A
037	131	A1.1	L1	Room ID; Plaque	N/A	Exam Room 3	Salle d'examen 3	HT	1	N/A
038	131	A1.2	L1	Room ID; Projecting Flag	Number Lettering: 3	N/A	N/A	HT	1	Mount on push/pull side of door.
039	132	A1.2	L1	Amenity ID; Plaque	Toilet Accessible	Washroom	Toilettes	HT	1	N/A



Public Health
Sudbury and Districts
Elm Place Clinics

40 Elm St. Sudbury ON

Issued for Construction - 22-01-11

REVISIONS

CONTRACTOR SHALL VERIFY ALL DIMENSIONS & REPORT ANY INCONSISTENCIES TO THE ARCHITECT BEFORE PROCEEDING WITH THE WORK.

THESE DRAWINGS ARE PROTECTED BY THE COPYRIGHT ACT. ANY REPRODUCTION IN WHOLE OR IN PART IS PROHIBITED BY LAW. THESE DRAWINGS REMAIN THE PROPERTY OF THE ARCHITECT OR HIS AGENT AND SHALL NOT BE ALTERED IN ANY MANNER OR USED ON ANY OTHER PROJECT.

PROJECT NO. 20045

DRAWN BY ML

CHECKED BY DC

SCALE AS NOTED

SIGANGE SCHEDULE

S-0.1

Public Health Sudbury and Districts - Elm Place Clinics				BSA Job Number: 20045		Date: January 11th, 2022				
SIGNAGE SCHEDULE										
SIGN NO.	ROOM NO.	SIGN TYPE	LEVEL	DESCRIPTION	PICTO	ENGLISH MESSAGE	FRENCH MESSAGE	COLOUR THEME	QTY	MOUNTING NOTES
040	132	A1.6	L1	Amenity ID: Directional Flag	Toilet Accessible ← (reverse arrow direction on opposite side)	N/A	N/A	HT	1	Mount 3" from corner of partition where indicated on sigange floor plan.
041	132	A1.5	L1	Amenity ID: Projecting Flag	Toilet Accessible	N/A	N/A	HT	1	Mount on push/pull side of door.
042	133	A1.9	L1	General Inforation: Staff Only Sign	No Entry	Staff Only	Réservé au personnel	N/A	1	
043	136	A1.7	L1	Life Safety ID; Projecting Flag	Fire Hose Cabinet	N/A	N/A	N/A	1	Mount at 2" offset above sign No. 040.
044	136	A1.3	L1	Room ID; Directional Flag	← (reverse arrow direction on opposite side) Number Lettering: 1 Number Lettering: 2 Number Lettering: 3 Number Lettering: 4	Consultation	N/A	N/A	1	Mount 3" from corner of partition where indicated on sigange floor plan.
045	138	A1.1	L1	Room ID: Plaque	Number Lettering: 1	IT Room	Salle informatique	HT	1	N/A
046	139	A1.1	L1	Room ID: Plaque	N/A	Vaccine Storage	N/A	HT	1	N/A
047	140	A1.1	L1	Room ID: Plaque	N/A	Consultation 1	Consultation 1	HT	2	N/A
048	140	A1.2	L1	Room ID: Projecting Flag	Number Lettering: 1	N/A	N/A	HT	1	Mount on hinge side of door.
049	141	A1.1	L1	Room ID: Plaque	N/A	Consultation 2	Consultation 2	HT	2	N/A
050	141	A1.2	L1	Room ID: Projecting Flag	Number Lettering: 2	N/A	N/A	HT	1	Mount on push/pull side of door.
051	143	A1.1	L1	Room ID: Plaque	N/A	Consultation 3	Consultation 3	HT	2	N/A
052	143	A1.2	L1	Room ID: Projecting Flag	Number Lettering: 3	N/A	N/A	HT	1	Mount on hinge side of door.
053	144	A1.1	L1	Room ID: Plaque	N/A	Consultation 4	Consultation 4	HT	2	N/A
054	144	A1.2	L1	Room ID: Projecting Flag	Number Lettering: 4	N/A	N/A	HT	1	Mount on push/pull side of door.
055	146	A1.1	L1	Room ID: Plaque	N/A	N/A	N/A	HT	2	N/A
056	146A	A1.1	L1	Room ID: Plaque	N/A	N/A	N/A	HT	2	N/A
057	146	A1.7	L1	Life Safety ID; Projecting Flag	Fire Extinguisher	N/A	N/A	N/A	1	N/A
058	147	A1.1	L1	Room ID: Plaque	N/A	N/A	N/A	HT	2	Installed on glazing c/w vinyl backplate.
059	148	A1.1	L1	Room ID: Plaque	N/A	N/A	N/A	HT	1	N/A
060	146	1/A2.1	L1	Vinyl Graphic	N/A	Refer to Interior Signage Elevations for text/lettering	N/A	Refer to Elevations for colour and opacity selection.	1	Install on window glazings where indicated on Vinyl Graphic Elevations.
061	146	2/A2.1	L1	Vinyl Graphic	N/A	Refer to Interior Signage Elevations for text/lettering	N/A	Refer to Elevations for colour and opacity selection.	1	Install on screen glazings where indicated on Vinyl Graphic Elevations.
062	100 102 103 106 107 108 109 148 149	3/A2.1	L1	Vinyl Graphic	N/A	Refer to Interior Signage Elevations for text/lettering	N/A	Refer to Elevations for colour and opacity selection.	1	Install on screen glazings where indicated on Vinyl Graphic Elevations.
063	116	4/A2.1	L1	Vinyl Graphic	N/A	Refer to Interior Signage Elevations for text/lettering	N/A	Refer to Elevations for colour and opacity selection.	1	Install on screen 5-116 and door 116 where indicated on Film Graphic Elevations.
064	121	5/A2.1	L1	Vinyl Graphic	N/A	Refer to Interior Signage Elevations for text/lettering	N/A	Refer to Elevations for colour and opacity selection.	2	Install on screen 5-121A, door 121A and door 121B where indicated on Film Graphic Elevations.
065	102	6/A2.1	L1	Vinyl Graphic	N/A	Refer to Interior Signage Elevations for text/lettering	N/A	Refer to Elevations for colour and opacity selection.	1	Install on screen 5-102 and door 102 where indicated on Film Graphic Elevations.
066	117	7/A2.1	L1	Vinyl Graphic	N/A	Refer to Interior Signage Elevations for text/lettering	N/A	Refer to Elevations for colour and opacity selection.	1	Install on screen 5-117 and door 117A where indicated on Film Graphic Elevations.
067	---	1/A2.2	L1	Vinyl Graphic	N/A	Refer to Interior Signage Elevations for text/lettering	N/A	Refer to Elevations for colour and opacity selection.	1	Refer to A2.2 Interior Elevation for locating on GWB partitions.
068	123	A1.9A	L1	General Inforation: Staff Only Sign	Keyed Access	Key at Reception	Clé à l'accueil	PA	1	N/A
069	124	A1.9A	L1	General Inforation: Staff Only Sign	Keyed Access	Key at Reception	Clé à l'accueil	PA	1	N/A
070	132	A1.9A	L1	General Inforation: Staff Only Sign	Keyed Access	Key at Reception	Clé à l'accueil	PA	1	N/A
071	149	A1.1	L1	Room ID: Plaque	N/A	N/A	N/A	HT	1	N/A



Public Health
Sudbury and Districts
Elm Place Clinics

40 Elm St. Sudbury ON

Issued for Construction - 22-01-11

REVISIONS

CONTRACTOR SHALL VERIFY ALL DIMENSIONS & REPORT ANY INCONSISTENCIES TO THE ARCHITECT BEFORE PROCEEDING WITH THE WORK.

THESE DRAWINGS ARE PROTECTED BY THE COPYRIGHT ACT. ANY REPRODUCTION IN WHOLE OR IN PART IS PROHIBITED BY LAW. THESE DRAWINGS REMAIN THE PROPERTY OF THE ARCHITECT OR HIS AGENT AND SHALL NOT BE ALTERED IN ANY MANNER OR USED ON ANY OTHER PROJECT.

PROJECT NO. 20045

DRAWN BY ML

CHECKED BY DC

SCALE AS NOTED

SIGANGE SCHEDULE

S-0.2